



# GOVERNMENT OF FIJI GAZETTE

PUBLISHED BY AUTHORITY OF THE FIJI GOVERNMENT

Vol. 19

THURSDAY, 6th SEPTEMBER 2018

No. 84

[1220]

THE following notification relating to the Public Service Commission is published for general information.

V. MOHAN  
Chairperson  
Public Service Commission

### ACTING APPOINTMENT

WYCLIFFE J., appointed to act as Permanent Secretary for Waterways and Environment with effect from 1st August 2018. EDP 95437

[1221]

THE following notifications relating to the Ministry of Foreign Affairs are published for general information.

MAJOR GENERAL (RETIRED) I. NAIVALURUA  
Permanent Secretary  
Ministry of Foreign Affairs

### RESIGNATIONS

BALI A. K., resigned as Assistant Programmer Networking with effect from 29/8/2018. EDP 96882

DELANIMATI N. S., resigned as Office Assistant/ Receptionist with effect from 31/08/2018. EDP 96820

LEWENI N., resigned as Chief Administration Officer [Protocol Division] with effect from 01/09/2018. EDP 90421

[1222]

### EMPLOYMENT RELATIONS ACT 2007

#### APPOINTMENT OF MEMBERS OF THE EMPLOYER PANEL OF THE ARBITRATION COURT

IN exercise of the powers conferred upon me under section 191D(2) of the Employment Relations Act 2007, I hereby appoint—

1. Mr Nesbitt Hazelman;
2. Mr Brian Kirsh;
3. Ms Tammie Tam;
4. Mr Veermalai Wanarajan;
5. Mr Sunil Sharma;
6. Ms Ana Tuiketeki;
7. Mr Andre Vilijoen;
8. Mr Riyaz Sayed-Khaiyum;
9. Mr David Kolitagane;

10. Ms Makereta Konrote;

11. Mr Ashok Patel; and

12. Mr Sanjay Kaba,

as members of the Employer Panel of the Arbitration Court for a term of 2 years with effect from 29th August 2018.

Dated this 4th day of September 2018.

J. USAMATE  
Minister for Employment,  
Productivity and Industrial Relations

[1223]

### EMPLOYMENT RELATIONS ACT 2007

#### APPOINTMENT OF MEMBERS OF THE WORKER PANEL OF THE ARBITRATION COURT

IN exercise of the powers conferred upon me under section 191D(2) of the Employment Relations Act 2007, I hereby appoint—

1. Mr Rajeshwar Singh;
2. Ms Bua Vuli;
3. Mr Abilash Chand;
4. Mr Epeli Rabua;
5. Mr Charlie Manuel; and
6. Mr Faizal Hussein,

as members of the Worker Panel of the Arbitration Court for a term of 2 years with effect from 29th August 2018.

Dated this 4th day of September 2018.

J. USAMATE  
Minister for Employment,  
Productivity and Industrial Relations

[1224]

### LOST NATIVE LEASE

NOTICE is hereby given that duplicate Native Lease No. 18369 now standing in the name of Gabriel Rodney Chambers as the Administrator for the estate of Joseph Steven Chambers aka Joseph Chambers and Gabriel Rodney Chambers as the Administrator for the estate of Marie Nisha Khan aka Marie Khan aka Marie Nisha Chambers, situate in the district of Naitasiri, island of Naitasiri and known as Lot 8 on R 2078 and containing 35.5p more or less, having been lost and the necessary application filed, it is my intention after fourteen days from the date of publication hereof to issue a provisional Native Lease in lieu of the said duplicate Native Lease.

RR 593891

T. SHARMA  
Registrar of Titles

[1225]

**EMPLOYMENT RELATIONS ACT 2007****EMPLOYMENT RELATIONS  
(ADMINISTRATION) REGULATIONS 2008**

IN exercise of the powers conferred upon me under sections 64 and 65 of the Employment Relations Act 2007 and regulation 42 of the Employment Relations (Administration) Regulations 2008, I hereby appoint the following days for the celebration of public holidays in 2019—

- |                                   |                            |
|-----------------------------------|----------------------------|
| 1. New Year's Day                 | — Tuesday, 1st January     |
| 2. Good Friday                    | — Friday, 19th April       |
| 3. Easter Saturday                | — Saturday, 20th April     |
| 4. Easter Monday                  | — Monday, 22nd April       |
| 5. Constitution Day               | — Monday, 9th September    |
| 6. Fiji Day                       | — Thursday, 10th October   |
| 7. Diwali                         | — Monday, 28th October     |
| 8. Prophet Mohammed's<br>Birthday | — Monday, 11th November    |
| 9. Christmas Day                  | — Wednesday, 25th December |
| 10. Boxing Day                    | — Thursday, 26th December  |

Dated this 4th day of September 2018.

**J. USAMATE**  
Minister for Employment,  
Productivity and Industrial Relations

[1226]

**TOWN PLANNING ACT  
(CAP. 139)****RELAXATION OF THE TOWN PLANNING ACT (CAP.  
139) FOR THE APPROVED SUVA CITY TOWN  
PLANNING SCHEME**

PUBLIC notice is hereby given that the Suva City Council with the consent of the Director of Town and Country Planning proposes to exercise Provision 6 of the Suva City Town Planning Scheme General Provision and allow the temporary use of the lot for one (1) Hire permit base on a Residential 'B' zoned site being CT 4890 Lot 11, 68 Knolly St., Suva.

The proposed development is for one (1) Hire Permit Base at the existing Fijian Teachers Association apartment building. The proposed development is classified as General Commercial use which is a non-permitted use on Residential 'B' zone and relaxation is sought to allow the same.

Plans of the proposed development are available for inspection at the office of the Suva City Council, weekdays between the hours of 9.00 am and 3.00 pm.

Objections to the proposed development may be made by owners and occupiers of properties in the vicinity of the proposed site by way of written notice addressed to the Acting Chief Executive Officer, Suva City Council at any time no later than the 30th day of September 2018.

Dated this 31st day of August 2018.

**B. CHAND**  
Acting Chief Executive Officer

[1227]

**TOWN PLANNING ACT  
(CAP. 139)****RELAXATION OF PART OF SUVA CITY COUNCIL TOWN  
PLANNING ACT GENERAL PROVISIONS (1999)**

PUBLIC notice is hereby given that the Suva City Council with the consent of the Director of Town and Country Planning proposes to exercise Provision 6 of the Suva City Town Planning Scheme General Provisions and to allow the use of the Commercial 'B' zoned site located at Lot 1, Section 6, CL 1143, Corner of Belo and Rewa Street, Suva for an Ice Plant.

The proposal is for extension of the existing commercial buildings to accommodate an Ice Plant which has a floor area of 83.00m<sup>2</sup>. The proposed development is classified as an Industrial Operations which is non-permitted use in a Commercial 'B'.

Particulars of the proposed development are available for inspection at the office of the Suva City Council, weekdays between the hours of 9.00 am and 3.00 pm.

Objections to the proposed development may be made by owners and occupiers of properties in the vicinity of the subject site by way of written notice addressed to the Acting Chief Executive Officer, Suva City Council, P. O. Box 176, Suva at any time no later than the 7th day of October 2018.

Dated this 7th day of September 2018.

**B. CHAND**  
Acting Chief Executive Officer

[1228]

**IN THE MATTER OF THE COMPANIES ACT 2015**

NOTICE is hereby given in accordance with section 602 (5) of the Companies Act 2015 that at the expiration of two months from the date of this notice the names of the following companies will, unless cause is shown to the contrary, be struck off the Register and the Companies will be dissolved.

1. RN Enterprises Limited;
2. All Shop Fittings Limited;
3. WIT Knowledge Trade Pte Ltd;
4. PWS Pte (Fiji) Ltd;
5. AMPS Travel Ltd;
6. Houwan Investment Pte Ltd;
7. Farm Estate Enterprises Limited;
8. Chicken & More Limited;
9. Dreamz Investment Pte Limited;
10. Genoa Limited;
11. Blueprint Design & Build Pte Ltd;
12. Blue & White Catering Management Pte Ltd;
13. Australian Universal School Pte Ltd;
14. Galicia Limited;
15. Valentine Vegetarian Restaurant Ltd.

Dated this 31st day of August 2018.

**S. AVNEETA**  
Deputy Registrar of Companies  
CS 127249

[1229]

NASAVUSAVU RURAL LOCAL AUTHORITY

RELAXATION OF THE TOWN PLANNING ACT  
(CAP. 139)

PUBLIC notice is hereby given that the Nasavusavu Rural Local Authority with the consent of the Acting Director of Town and Country Planning propose to exercise Provision 6 of the Town Planning Act General Provisions and allow the use of Rural Residential land for Small Scale Cocoa Processing Facility being on Lot 11 DP 9897, Daku, Savusavu.

The proposed activity will be carried out within the existing residential dwelling on site. The proposed development is small in scale engaging four employees and all structures exists on site. The proposed development is located on 5269 square meters of land and is well secluded from neighboring properties does not seem to have an impact on the surrounding developments.

Particulars of the proposed development are available for inspection at the office of the Secretary, Nasavusavu Rural Local Authority, weekdays between the hours of 9.00 am and 3.00 pm.

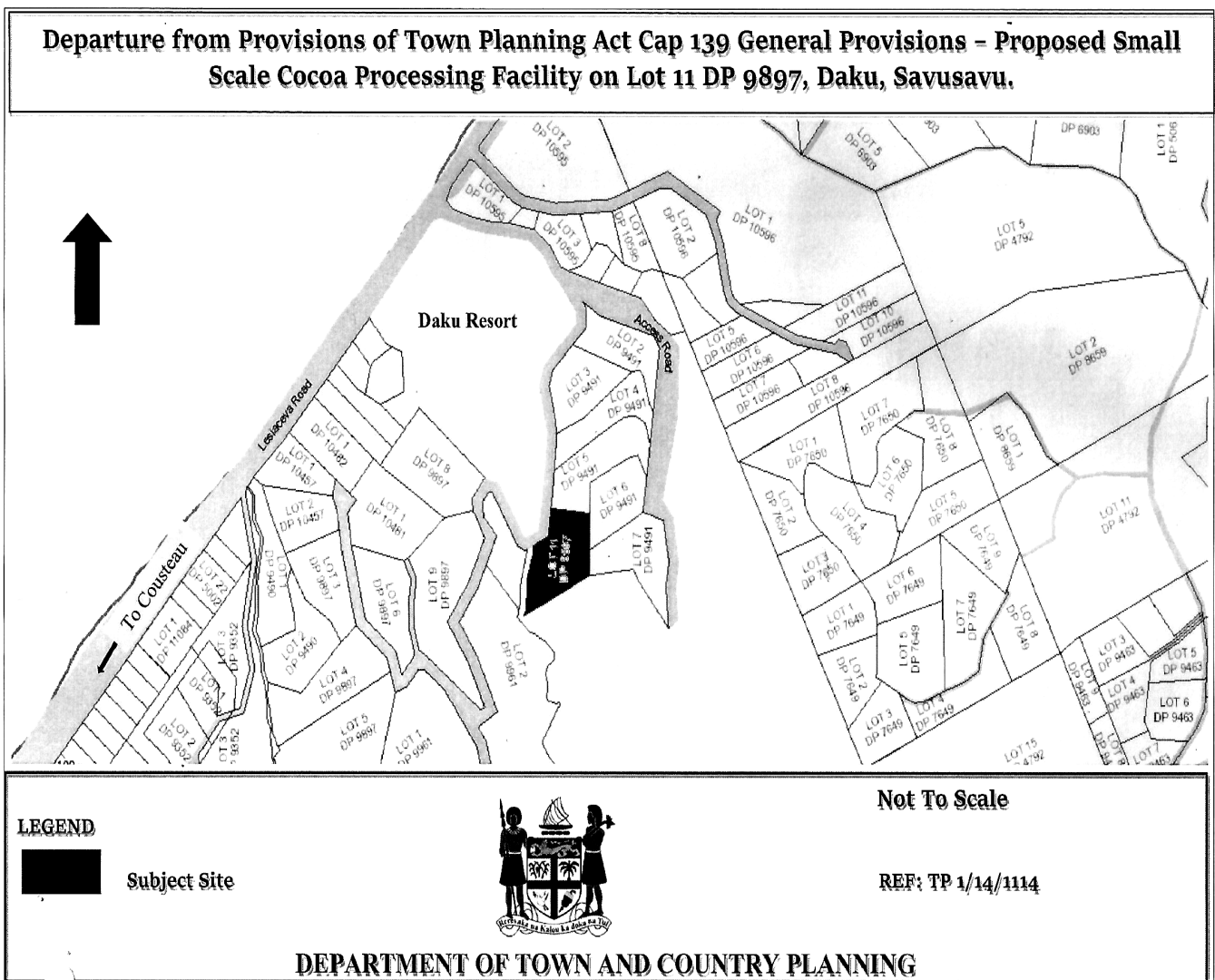
Objections to the proposed development may be made by owners and occupiers of the properties within the vicinity of the site by way of written notice addressed to the Secretary, Nasavusavu Rural Local Authority at any time no later than the 30th day of September 2018.

Dated at Savusavu this 1st day of September 2018.

C. DEO  
Secretary

CS 127246

Nasavusavu Rural Local Authority





TOWN PLANNING ACT  
(CHAPTER 139)

NOTICE WITH RESPECT TO THE APPROVED NADI TOWN PLANNING SCHEME

PUBLIC notice is hereby given that an amendment to the Approved Nadi Town Planning Scheme altering the zoning of Lot 1 & Lot 2 DP 4424, Wailoaloa, Nadi from Residential "B" to Special Use Tourism (Apartments) has been prepared in terms of the Town Planning Act and has been Approved by the Director of Town and Country Planning.

Particulars of the scheme are deposited in the offices of the Chief Executive Officer, Nadi Town Council, Nadi and the Director of Town and Country Planning, Fiji Football Association Building, 4 Gladstone Rd, Suva and are available for inspection by the public on weekdays between the hours of 9.00 am to 3.30 pm.

Dated at Nadi this 29th day of August 2018.

R. K. ALI  
Special Administrator

CS 127248-2

| PROPOSED REZONING OF LOT 1 & 2 DP4424, WAILOALOA, NADI FROM RESIDENTIAL 'B' TO SPECIAL USE TOURISM (APARTMENTS) |  |
|---|--|
|   | <p><b>Conditions of Approval</b></p> <ol style="list-style-type: none"> <li>That Lots 1 &amp; 2 DP4424, Wailoaloa is rezoned from Residential 'B' to Special Use (Tourism Type C) That the proposed development shall be classified as Type 'C' Hotels and Private Hotels and shall comply with requirements as stipulated under Provision 9 Schedule 'C' of the Town Planning Act General Provisions. That under Type 'C' the following requirements apply:             <ol style="list-style-type: none"> <li>Maximum density: 100 bedroom units per hectare.</li> <li>Maximum building height: three storeys</li> <li>Minimum site area: 4000 square meters</li> </ol> <p><i>As the proposal cannot meet the minimum site area for Type 'C', it is considered on a pro-rata basis and therefore the permitted density for the development shall be 23 bedroom units, and the development on site shall strictly comply with this. The maximum building height shall be subject to comments from Civil Aviation Authority of Fiji (CAAFI)</i></p> </li> <li>That an Environment Impact Assessment Report (EIA) for the hotel development shall be submitted with an outline building application for Director of Environment (DOE) endorsement and DTCP's consideration. That the developer shall liaise with DOE for the terms of reference for the EIA report.</li> <li>That the following Car Park Requirements shall apply on site:             <ul style="list-style-type: none"> <li>1 car parking space per tourist apartment</li> <li>1 car parking space per 6-bedroom boarding house</li> </ul> </li> <li>That the method of refuse and garbage disposal shall be to the satisfaction of the Nadi Town Council.</li> <li>That the access handle to the site shall be upgraded and formed to a 6.0m access road.</li> <li>That all conditions of subdivision approval dated 13<sup>th</sup> March 2017 of SL12041 shall be complied with.</li> <li>That no building or development be carried out on the site without prior consent of DTCP and Nadi Town Council.</li> </ol> |
| <p><b>Legend</b></p> <p>■ Site to be Rezoned from Residential to Special Use Tourism (Apartments)</p>           |  |
| <p>DEPARTMENT OF TOWN AND COUNTRY PLANNING</p> <p>TP 3/9/6-71<br/>Scale: 1:1000</p>                             |  |

[1231]

IN THE ESTATE OF VIOLET VALERIE MACOMBER LATE OF BERT SUTCLIFFE RETIREMENT VILLAGE, BIRKENHEAD, AUCKLAND, NEW ZEALAND, RETIRED POSTAL WORKER, DECEASED, TESTATE.

NOTICE is hereby given that after the expiration of eight (8) days an application will be made to the High Court of Fiji for resealing of the Probate in favour of the Executors of the estate of Violet Valerie Macomber late of Bert Sutcliffe Retirement Village, Birkenhead, Auckland, New Zealand, Retired Postal Worker, granted by the High Court of New Zealand at Wellington, on the 19th day of December 2017.

And further notice is hereby given that all creditors and other persons having claims against the estate of the said deceased are required by the Executors to send particulars of

their claims in writing to the undersigned Solicitors by the 10th day of September 2018 after which date the Administrator may convey or distribute the assets having regard only to the claims of which they then had notice.

And all persons indebted to the estate of the deceased are requested to pay their accounts to the said Solicitors by the 10th day of September 2018.

Dated this 31st day of August 2018.

**CROMPTONS**  
QBE Centre, Victoria Parade  
G P O Box 300, Suva  
Tel.: (679) 3301 499, Fax: (679) 3301 618,  
File Ref: 18/120/CS  
Solicitors for the Executors

CS 127245

## [1232] TRADE MARKS ACT 1933

NOTICE is given that, Xepa-Soul Pattinson (M) Sdn Bhd of 1-5 Cheng Industrial Estate, 75250 Melaka, Malaysia, Manufacturer, has applied to be registered as proprietor of the following Trade Mark—

**XEPA**

(TM No. 624/2017)

Trade Mark No. 624/2017 is for—

pharmaceutical preparations and substances; drugs for medical purposes; medicines for human purposes in Class 3.

Objection to the application is required to be lodged, in duplicate, with the Solicitor-General, Suvavou House, Victoria Parade, Box 2213, Government Buildings, Suva, within three months of the publication of this notice in the *Government of Fiji Gazette*.

Dated this 31st August 2018.

Munro Leys  
Lawyers & Notaries Public  
Pacific House, Butt Street, GPO Box 149, Suva  
Phone +679 331 4188 Fax +679 330 2672  
trademarks@munroleyslaw.com.fj  
www.munroleyslaw.com

**MUNRO LEYS**

CS 127243

## [1233] TRADE MARKS ACT 1933

We, Carpe Diem GmbH & Co KG, Am Brunnen 1, 5330 Fuschl am See, Austria, c/- Vama Law, 151 Queen Elizabeth Drive, Nasese, Dealer hereby applies to be registered as proprietors of the following Trade Mark of which the following is a representation—



(TM No. 279/16)

Trade Mark No. 279/16 is for—

Beer, nutrient beer, malt beer, wheat beer, porter, ale, stout and lager; kvass (rye-based fermented drink) in local Class 43.

Objections to the application are required to be lodged, in duplicate, with the Solicitor-General at Level 3 Suvavou House, PO Box 2213, Government Buildings, Suva within Three (3) months of the publication of this notice in the daily *Government of Fiji Gazette*.

Dated at Suva this 29th day of August 2018.



**BARRISTERS & SOLICITORS**  
**Commissioners for Oaths**

151 Queen Elizabeth Drive, Nasese  
GPO Box 18669, Suva, Fiji Islands  
T | +679 330 3034 / +679 330 3035 | FP +679 330 3036  
E | [info@vamalaw.com](mailto:info@vamalaw.com)

RR 593888

[1234] TRADE MARKS ACT  
(CAP. 1933)

NOTICE is hereby given that Newworld Limited a limited liability company having its registered office at 211 Kings Road, Ba in the Republic of Fiji, Dealer, hereby applies to be registered as proprietor of the following Trade Mark—



(TM Nos. 149/18 and 150/18)

Trade Mark No. 149/18 is for—

Cotton piece such as curtains, bed sheet sets and pillow cover included in Fiji Class 24.

Trade Mark No. 150/18 is for—

Yarns of wool, worsted such as cushions, included in Fiji Class 33.

Any person desirous of opposing the application is required to give notice of such opposition and the grounds thereof in duplicate to the Solicitor General, Suvavou House, Victoria Parade, PO Box 2213, Government Buildings, Suva within three months of the first appearance of this advertisement in the *Government of Fiji Gazette*.

Dated this 5th day of September 2018.



Solicitors  
Notaries Public

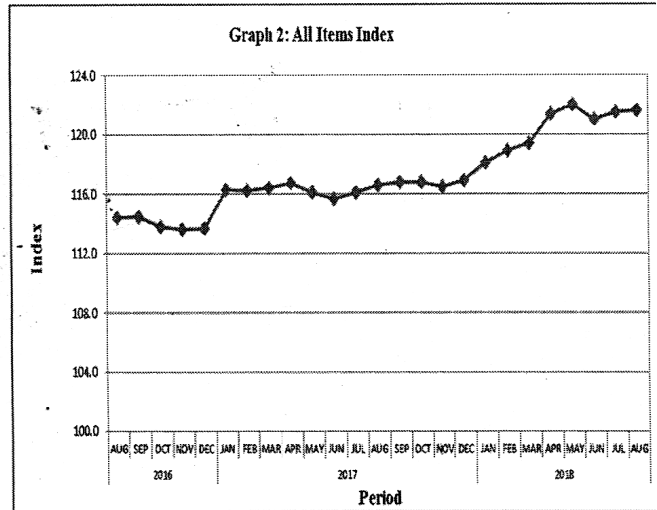
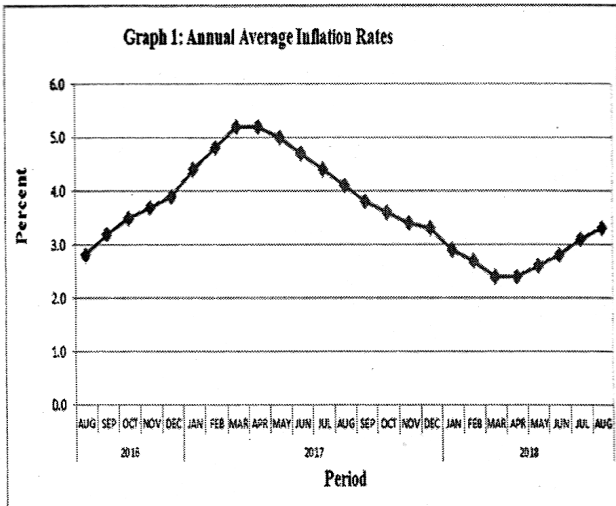
Sherani & Co.  
2nd Floor, Harifam Centre,  
Greig Street,  
G.P.O Box 1004, Suva, Fiji  
Tel: 331 3255, Fax: 330 1546  
Email: [lawyers@sherani.com.fj](mailto:lawyers@sherani.com.fj)  
Website: [www.sherani.com.fj](http://www.sherani.com.fj)

CS 127247

CONSUMER PRICE INDEX – AUGUST 2018  
 (Base: Average 12 months 2011 = 100.0)

THE Consumer Price Index (CPI) is compiled to indicate average changes in the prices of goods and services purchased by households nationwide with monthly price collections carried out in the urban areas (Suva, Lami, Nasinu, Nausori, Lautoka, Nadi, Ba and Labasa). The index is currently taken to represent price changes in the rural areas as well. The CPI weights are derived from the Household Income and Expenditure Survey (HIES) of 2008/2009.

**August 2018 Highlights**

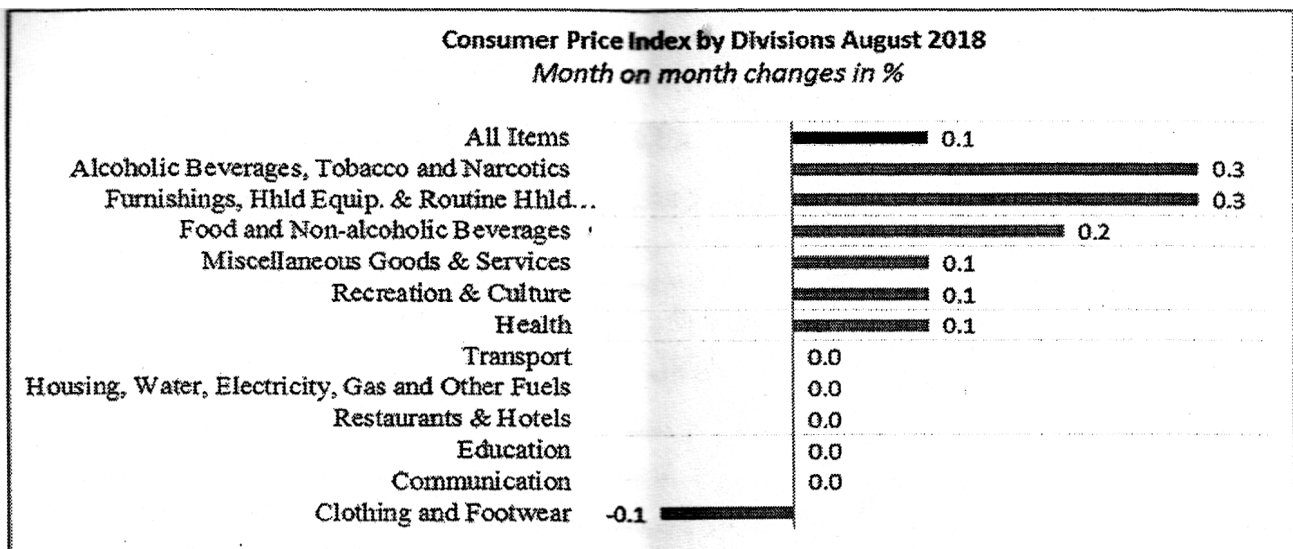


The average annual rate of inflation for the twelve months to August 2018 [i.e. comparing the average CPI for the 12 months to August 2018 with the average for the 12 months to August 2017] stands at 3.3 percent while the month-on-comparable-month inflation rate [compared with July 2017] stands at 4.3 percent.

The All Items CPI for the month of August registered an increase of 0.1 percent over July 2018 [121.5] and stands at 121.6.

There are two measures of inflation used in Fiji. One compares the average CPI over the past twelve months with the average CPI over the previous twelve months while the other compares the CPI in the current month with the CPI in the comparable month of the previous year.

Details of price changes between July 2018 and August 2018 by expenditure class are as follows—



*Food and Non-Alcoholic Beverages: +0.2%*

Higher prices were recorded for bread & cereals, meat, milk, cheese & eggs, fruits and non-alcoholic beverages such as coffee, tea & cocoa.

*Alcoholic Beverages, Tobacco and Narcotics: +0.3%*

Higher prices were recorded for spirits, wine & beer.

*Clothing and Footwear: -0.1%*

Lower prices were recorded for garments, other articles of clothing & clothing accessories and shoes & other footwear.

*Housing, Water, Electricity, Gas and Other Fuels: 0.0%*

There were some price changes recorded in this division but these changes balanced out.

*Furnishings, Household Equipment and Routine Household Maintenance: +0.3%*

Higher prices were recorded for major household appliances whether electric or not, small electric household appliance, major tools & equipment and non-durable household goods.

*Health: +0.1%*

Higher prices were recorded for pharmaceutical products.

*Transport: 0.0%*

There were some price changes recorded in this division but these changes balanced out.

*Communication: 0.0%*

There were some price changes recorded in this division but these changes balanced out.

*Recreation and Culture: +0.1%*

Higher prices were recorded for equipment for the reception, record & reproduction of sound & picture, information processing equipment and equipment for sport, camping & open air reception.

*Education: 0.0%*

No price changes were recorded in this division.

*Restaurants and Hotels: 0.0%*

No price changes were recorded in this division.

*Miscellaneous Goods and Services: +0.1%*

Higher prices were recorded for other appliance, articles & products for personal care, jewellery, clocks & watches.

|  | <i>Aug 2018</i> | <i>Jul 2018</i> | <i>% Change<br/>Aug 2018/<br/>Jul 2018</i> | <i>Aug 2017</i> | <i>% Change<br/>Aug 2018/<br/>Aug 2017</i> |
|--|-----------------|-----------------|--|-----------------|--|
| All items unadjusted                     | 121.6           | 121.5           | 0.1  | 116.6           | 4.3  |
| Seasonally adjusted                      | 122.0           | 121.6           | 0.3  | 117.0           | 4.3  |
| Average inflation rate for 12 months to: | 3.3             | 3.1             | –  | 4.1             | –  |

Attached are the following tables:

Table 1 National percentage change on corresponding period in previous year;

Table 2 National consumer price index;

Table 3 Central division consumer price index;

Table 4 Western division consumer price index; and

Table 5 Northern division consumer price index.

For further enquiries please contact Ms Leba Simmons on email: lebas@statsfiji.gov.fj or Telephone: 331 5822 (ext. 386 239) or direct line 323 0839.

The Consumer Price Index for September 2018 will be released at the end of September, 2018.

E. WAQAVONOVONO  
Government Statistician



Table 1

CONSUMER PRICE INDEX: NATIONAL  
PERCENTAGE CHANGE ON CORRESPONDING PERIOD IN PREVIOUS YEAR

| Division       | All Items | Food and Non-alcoholic Beverages | Alcoholic Beverages, Tobacco and Narcotics | Clothing and Footwear | Housing, Elec., Gas and Other Fuels | Furnishings, Equip. & Routine Hhld Maint. | Health | Transport | Communi-cation | Recreation & Culture | Education | Restaurants & Hotels | Miscellane-ous Goods & Services |
|----------------|-----------|----------------------------------|--|-----------------------|-------------------------------------|---|--------|-----------|----------------|----------------------|-----------|----------------------|---------------------------------|
| Weight         | 1000.0    | 283.2                            | 77.1                                       | 18.7                  | 117.3                               | 58.8                                      | 13.8   | 144.6     | 54.2           | 29.2                 | 102.4     | 23.8                 | 76.9                            |
| Annual Average |           |                                  |  |                       |                                     |   |        |           |                |                      |           |                      |                                 |
| 2012           | 3.4       | 4.3                              | 9.1  | -0.2                  | 1.6                                 | 1.9                                       | 3.4    | 6.0       | -0.3           | -0.3                 | 1.0       | 7.7                  | -0.7                            |
| 2013           | 2.9       | 3.5                              | 9.0  | 0.0                   | 0.8                                 | -0.5                                      | 5.1    | 0.0       | 0.0            | 5.7                  | 6.0       | 10.6                 | -0.4                            |
| 2014           | 0.5       | 1.9                              | 9.0  | 1.8                   | 0.2                                 | 4.1                                       | 3.4    | -0.2      | 0.1            | 3.2                  | -15.2     | 4.0                  | 0.6                             |
| 2015           | 1.4       | 4.7                              | 9.8  | 2.1                   | -4.5                                | 0.3                                       | 2.8    | -3.7      | 0.1            | 0.6                  | -1.7      | 1.5                  | 4.1                             |
| 2016           | 3.9       | 6.0                              | 27.2                                       | 3.9                   | -5.0                                | -0.4                                      | -1.5   | -3.9      | -1.5           | -1.6                 | 8.2       | 3.5                  | -0.7                            |
| 2017           | 3.3       | -2.1                             | 31.7                                       | 0.2                   | 1.9                                 | 0.8                                       | -0.5   | 1.9       | -0.3           | -0.4                 | 0.7       | 2.9                  | -0.6                            |
| 2015           |           |                                  |  |                       |                                     |   |        |           |                |                      |           |                      |                                 |
| January        | 0.2       | 2.7                              | 13.5                                       | 1.1                   | -2.1                                | 1.2                                       | 5.7    | -2.7      | -0.1           | 1.6                  | -17.1     | 3.1                  | 4.7                             |
| February       | 2.1       | 4.6                              | 10.7                                       | 1.5                   | -2.1                                | -0.1                                      | 2.7    | -2.8      | 0.1            | 0.6                  | 0.0       | 2.4                  | 5.0                             |
| March          | 2.4       | 5.6                              | 10.9                                       | 2.3                   | -2.1                                | 0.3                                       | 3.0    | -2.5      | 0.3            | 0.3                  | 0.0       | 1.8                  | 5.0                             |
| April          | 1.5       | 5.5                              | 11.5                                       | 2.2                   | -6.1                                | -0.1                                      | 3.4    | -5.4      | 0.3            | -0.3                 | 0.0       | 1.8                  | 3.9                             |
| May            | 0.6       | 4.2                              | 6.7  | 2.4                   | -6.1                                | -0.1                                      | 2.9    | -5.4      | 0.2            | -0.4                 | 0.0       | 0.8                  | 3.5                             |
| June           | 0.8       | 4.9                              | 8.0  | 2.5                   | -6.1                                | 0.0                                       | 3.1    | -5.4      | 0.1            | 0.2                  | 0.0       | 1.3                  | 3.1                             |
| July           | 1.4       | 5.1                              | 8.7  | 1.0                   | -4.6                                | 0.0                                       | 1.9    | -3.6      | 0.1            | 0.3                  | 0.0       | 1.3                  | 3.6                             |
| August         | 1.3       | 4.7                              | 7.6  | 2.4                   | -4.7                                | 0.3                                       | 3.5    | -3.3      | 0.1            | 0.0                  | 0.0       | 1.3                  | 3.8                             |
| September      | 1.5       | 5.3                              | 8.6  | 2.2                   | -5.3                                | 0.2                                       | 2.1    | -3.3      | 0.1            | 0.5                  | 0.0       | 1.4                  | 3.9                             |
| October        | 1.4       | 4.8                              | 9.8  | 3.1                   | -5.3                                | 0.9                                       | 2.4    | -3.9      | 0.1            | 0.6                  | 0.0       | 1.4                  | 4.6                             |
| November       | 1.8       | 4.8                              | 14.3                                       | 2.2                   | -5.3                                | 0.9                                       | 2.2    | -3.9      | 0.1            | 1.8                  | 0.0       | 1.4                  | 4.0                             |
| December       | 1.6       | 5.0                              | 7.3  | 2.5                   | -4.3                                | 0.8                                       | 1.1    | -2.6      | 0.2            | 2.2                  | 0.0       | 0.0                  | 3.8                             |
| 2016           |           |                                  |  |                       |                                     |   |        |           |                |                      |           |                      |                                 |
| January        | 0.2       | 2.6                              | 5.9  | 1.4                   | -5.6                                | -0.3                                      | 4.2    | -4.4      | -1.4           | -3.8                 | 0.0       | 3.3                  | 0.0                             |
| February       | 1.2       | 2.9                              | 9.3  | 0.8                   | -5.6                                | -0.9                                      | 4.0    | -4.4      | -1.6           | -3.0                 | 9.0       | 3.0                  | -1.1                            |
| March          | 0.8       | 1.6                              | 9.2  | 0.4                   | -5.6                                | -1.7                                      | 3.1    | -4.4      | -1.5           | -2.2                 | 9.0       | 3.3                  | -1.0                            |
| April          | 3.8       | 9.6                              | 13.7                                       | 2.5                   | -5.5                                | -0.9                                      | 3.0    | -3.4      | -1.5           | -2.3                 | 9.0       | 3.3                  | -0.6                            |
| May            | 5.2       | 9.9                              | 27.5                                       | 2.1                   | -5.5                                | 0.9                                       | 2.9    | -3.4      | -1.5           | -1.8                 | 9.0       | 3.3                  | -0.5                            |
| June           | 5.3       | 9.5                              | 32.0                                       | 1.2                   | -5.5                                | 0.3                                       | 4.7    | -3.5      | -1.5           | -1.0                 | 9.0       | 3.7                  | -0.6                            |
| July           | 5.5       | 10.0                             | 32.1                                       | 1.6                   | -5.0                                | 0.0                                       | 4.8    | -4.2      | -1.5           | 0.7                  | 9.0       | 3.7                  | -0.7                            |
| August         | 5.9       | 9.8                              | 37.4                                       | 0.8                   | -4.7                                | -0.8                                      | 4.4    | -4.2      | -1.5           | -0.2                 | 9.0       | 3.7                  | -0.9                            |
| September      | 5.6       | 7.0                              | 42.8                                       | 0.4                   | -4.7                                | -0.5                                      | 4.9    | -4.3      | -1.5           | -0.3                 | 9.0       | 3.8                  | -0.7                            |
| October        | 4.7       | 3.6                              | 41.4                                       | 0.9                   | -4.2                                | -0.5                                      | 4.3    | -3.6      | -1.5           | -0.9                 | 9.0       | 3.8                  | -0.8                            |
| November       | 4.3       | 2.7                              | 37.4                                       | 0.8                   | -4.2                                | 0.0                                       | 4.5    | -3.6      | -1.6           | -1.7                 | 9.0       | 3.8                  | -0.9                            |
| December       | 3.9       | 2.9                              | 35.3                                       | 0.8                   | -4.2                                | -0.6                                      | 4.5    | -3.6      | -1.7           | -2.6                 | 9.0       | 3.9                  | -0.9                            |
| 2017           |           |                                  |  |                       |                                     |   |        |           |                |                      |           |                      |                                 |
| January        | 6.8       | 7.1                              | 41.5                                       | 1.2                   | -0.7                                | 1.3                                       | -0.4   | 0.5       | -0.3           | -0.3                 | 9.0       | 2.5                  | -0.8                            |
| February       | 5.5       | 4.3                              | 42.9                                       | 1.3                   | -0.7                                | 2.9                                       | -0.3   | 0.5       | -0.2           | 0.1                  | 0.0       | 2.7                  | -0.4                            |
| March          | 5.6       | 3.0                              | 48.4                                       | 2.0                   | -0.3                                | 3.4                                       | 0.1    | 0.4       | -0.3           | 0.0                  | 0.0       | 2.8                  | -0.6                            |
| April          | 4.1       | -3.5                             | 44.1                                       | -0.4                  | -3.5                                | 2.2                                       | 0.5    | 3.4       | -0.3           | 0.0                  | 0.0       | 2.8                  | -0.5                            |
| May            | 2.5       | -4.8                             | 28.9                                       | -0.5                  | 4.5                                 | 0.4                                       | 0.4    | 3.2       | -0.3           | -0.2                 | 0.0       | 2.8                  | -0.2                            |
| June           | 2.0       | -6.0                             | 25.8                                       | -0.3                  | 4.5                                 | 0.1                                       | -1.3   | 3.3       | -0.3           | -0.4                 | 0.0       | 2.2                  | -0.3                            |
| July           | 2.0       | -6.2                             | 30.5                                       | -0.3                  | 2.3                                 | 0.4                                       | -1.2   | 3.8       | -0.3           | -2.1                 | 0.0       | 3.3                  | -0.4                            |
| August         | 1.9       | -5.2                             | 27.7                                       | -0.8                  | 1.9                                 | 0.5                                       | -1.2   | 1.8       | -0.3           | -1.0                 | 0.0       | 3.3                  | -0.5                            |
| September      | 2.0       | -4.2                             | 23.5                                       | -0.1                  | 1.9                                 | 0.4                                       | -1.2   | 1.9       | -0.3           | -1.1                 | 0.0       | 2.9                  | -0.8                            |
| October        | 2.6       | -3.7                             | 27.5                                       | -0.9                  | 2.3                                 | -0.3                                      | -0.7   | 1.9       | -0.3           | -0.6                 | 0.0       | 2.9                  | -0.9                            |
| November       | 2.6       | -3.0                             | 25.4                                       | 0.8                   | 2.3                                 | 2.3                                       | -0.6   | 1.9       | -0.2           | -0.3                 | 0.0       | 3.0                  | -0.9                            |
| December       | 2.8       | -2.8                             | 26.1                                       | 0.7                   | 2.3                                 | -0.9                                      | 0.6    | 1.8       | -0.2           | 0.5                  | 0.0       | 3.1                  | -1.0                            |
| 2018           |           |                                  |  |                       |                                     |   |        |           |                |                      |           |                      |                                 |
| January        | 1.5       | -6.0                             | 23.5                                       | 0.5                   | 3.0                                 | -1.5                                      | 2.0    | 1.4       | 0.0            | 0.6                  | 0.0       | 1.6                  | -0.6                            |
| February       | 2.3       | -2.1                             | 21.3                                       | 0.5                   | 3.0                                 | -1.7                                      | -0.7   | 1.3       | 0.1            | 0.2                  | 0.0       | 2.4                  | -0.4                            |
| March          | 2.6       | 0.2                              | 16.3                                       | 0.2                   | 3.0                                 | -1.9                                      | 0.0    | 1.3       | 0.0            | 0.0                  | 0.0       | 2.3                  | 0.0                             |
| April          | 4.0       | 6.1                              | 17.2                                       | 0.2                   | 0.1                                 | -1.6                                      | -0.9   | 0.6       | 0.1            | 0.2                  | 0.0       | 2.3                  | 0.0                             |
| May            | 5.1       | 6.4                              | 23.3                                       | 0.5                   | 0.1                                 | -0.4                                      | -0.7   | 0.8       | 0.1            | 0.2                  | 0.0       | 2.3                  | -0.5                            |
| June           | 4.6       | 5.1                              | 22.3                                       | 0.6                   | -0.1                                | -0.1                                      | -1.3   | 0.8       | 0.1            | 0.2                  | 0.0       | 2.2                  | -0.3                            |
| July           | 4.7       | 4.2                              | 21.6                                       | 0.4                   | 2.2                                 | -0.1                                      | -2.5   | 2.4       | 0.1            | 0.4                  | 0.0       | 1.1                  | 0.0                             |
| August         | 4.3       | 3.3                              | 20.2                                       | 1.4                   | 2.2                                 | 0.2                                       | -2.3   | 2.4       | 0.1            | 0.3                  | 0.0       | 1.1                  | 0.1                             |



Table 2

CONSUMER PRICE INDEX: NATIONAL  
(BASE: AVERAGE 12 MONTHS 2011=100.0)

| Division       | Annual Average Inflation Rate % | All Items | Food and Non-alcoholic Beverages | Alcoholic Beverages, Tobacco and Narcotics | Clothing and Footwear | Housing, Water, Elec., Gas and Other Fuels | Furnishings, Hhld Equip. & Routine Hhld Maint. | Health | Transport | Communica-tion | Recreation & Culture | Education | Restaurants & Hotels | Miscellane-ous Goods & Services | Seasonally Adjusted |
|----------------|---------------------------------|-----------|----------------------------------|--|-----------------------|--|--|--------|-----------|----------------|----------------------|-----------|----------------------|---------------------------------|---------------------|
| Weight         |                                 | 1000.0    | 283.2                            | 77.1                                       | 18.7                  | 117.3                                      | 58.8   | 13.8   | 144.6     | 54.2           | 29.2                 | 102.4     | 23.8                 | 76.9                            |                     |
| Annual Average |                                 |           |                                  |  |                       |  |  |        |           |                |                      |           |                      |                                 |                     |
| 2011           | 0.4                             | 108.7     | 115.0                            | 141.7                                      | 105.1                 | 100.4                                      | 105.6  | 114.8  | 103.3     | 99.8           | 111.1                | 89.2      | 125.6                | 103.2                           | 108.3               |
| 2012           | 3.4                             | 103.4     | 104.3                            | 109.1                                      | 99.8                  | 100.4                                      | 105.3  | 115.9  | 103.3     | 99.9           | 110.2                | 89.2      | 125.6                | 103.8                           | 108.0               |
| 2013           | 2.9                             | 106.4     | 108.0                            | 119.0                                      | 102.8                 | 101.6                                      | 101.9  | 103.4  | 106.0     | 99.7           | 99.7                 | 101.0     | 107.7                | 99.3                            | 103.4               |
| 2014           | 0.5                             | 107.0     | 110.1                            | 129.6                                      | 104.6                 | 102.6                                      | 105.6  | 112.4  | 105.7     | 99.8           | 108.7                | 90.7      | 123.9                | 99.4                            | 106.4               |
| 2015           | 1.4                             | 108.5     | 115.3                            | 142.3                                      | 106.8                 | 93.0                                       | 106.0  | 115.5  | 101.8     | 99.9           | 109.4                | 89.2      | 125.7                | 103.5                           | 108.5               |
| 2016           | 3.9                             | 112.7     | 122.2                            | 181.0                                      | 108.1                 | 93.1                                       | 105.6  | 120.3  | 97.8      | 98.4           | 107.6                | 96.5      | 130.1                | 102.8                           | 112.7               |
| 2017           | 3.3                             | 116.4     | 119.6                            | 238.4                                      | 108.3                 | 94.9                                       | 106.5  | 119.7  | 99.6      | 98.1           | 107.1                | 97.2      | 133.8                | 102.1                           | 116.4               |
| 2015           |                                 |           |                                  |  |                       |  |  |        |           |                |                      |           |                      |                                 |                     |
| January        | 0.4                             | 108.7     | 115.0                            | 141.7                                      | 105.1                 | 100.4                                      | 105.6  | 114.8  | 103.3     | 99.8           | 111.1                | 89.2      | 125.6                | 103.2                           | 108.3               |
| February       | 0.5                             | 108.8     | 115.6                            | 138.7                                      | 105.9                 | 100.4                                      | 105.3  | 115.9  | 103.3     | 99.9           | 110.2                | 89.2      | 125.6                | 103.8                           | 108.0               |
| March          | 0.7                             | 109.3     | 117.1                            | 140.5                                      | 106.3                 | 100.4                                      | 105.9  | 115.8  | 103.4     | 99.9           | 109.5                | 89.2      | 125.3                | 103.7                           | 108.8               |
| April          | 0.8                             | 108.0     | 115.4                            | 139.8                                      | 106.5                 | 97.2                                       | 105.6  | 115.8  | 100.4     | 99.9           | 109.5                | 89.2      | 125.3                | 103.7                           | 107.8               |
| May            | 0.8                             | 107.7     | 114.5                            | 139.7                                      | 107.0                 | 97.2                                       | 105.5  | 116.0  | 100.4     | 99.9           | 109.4                | 89.2      | 125.3                | 103.2                           | 108.1               |
| June           | 0.8                             | 107.7     | 114.3                            | 140.0                                      | 107.3                 | 97.2                                       | 105.9  | 115.6  | 100.4     | 99.9           | 108.8                | 89.2      | 125.7                | 103.2                           | 108.2               |
| July           | 0.9                             | 107.9     | 113.6                            | 141.0                                      | 107.1                 | 97.6                                       | 106.1  | 115.7  | 102.1     | 99.9           | 108.6                | 89.2      | 125.7                | 103.3                           | 108.0               |
| August         | 0.9                             | 108.0     | 113.9                            | 140.5                                      | 107.3                 | 97.6                                       | 106.9  | 115.9  | 102.1     | 99.9           | 108.6                | 89.2      | 125.7                | 103.6                           | 108.3               |
| September      | 1.0                             | 108.4     | 115.0                            | 142.2                                      | 107.5                 | 97.6                                       | 106.6  | 115.4  | 102.1     | 99.9           | 108.7                | 89.2      | 126.0                | 103.5                           | 108.7               |
| October        | 1.1                             | 108.7     | 116.7                            | 143.1                                      | 107.5                 | 96.7                                       | 106.5  | 115.4  | 101.2     | 99.9           | 108.8                | 89.2      | 126.0                | 103.7                           | 109.1               |
| November       | 1.3                             | 108.9     | 116.3                            | 148.8                                      | 107.2                 | 96.7                                       | 106.2  | 115.4  | 101.2     | 99.9           | 109.5                | 89.2      | 126.0                | 103.6                           | 109.0               |
| December       | 1.4                             | 109.4     | 116.6                            | 151.9                                      | 107.0                 | 96.7                                       | 106.4  | 114.6  | 101.2     | 100.0          | 109.6                | 89.2      | 126.1                | 103.6                           | 109.3               |
| 2016           |                                 |           |                                  |  |                       |  |  |        |           |                |                      |           |                      |                                 |                     |
| January        | 1.4                             | 108.9     | 118.0                            | 150.0                                      | 106.6                 | 94.8                                       | 105.3  | 119.7  | 98.8      | 98.4           | 106.9                | 89.2      | 129.7                | 103.2                           | 108.5               |
| February       | 1.3                             | 110.1     | 118.9                            | 151.6                                      | 106.8                 | 94.8                                       | 104.3  | 120.5  | 98.8      | 98.3           | 106.9                | 97.2      | 129.4                | 102.7                           | 109.3               |
| March          | 1.2                             | 110.2     | 119.0                            | 153.4                                      | 106.7                 | 94.8                                       | 104.1  | 119.4  | 98.9      | 98.4           | 107.1                | 97.2      | 129.4                | 102.7                           | 109.7               |
| April          | 1.4                             | 112.1     | 126.5                            | 158.9                                      | 109.2                 | 91.9                                       | 104.7  | 119.3  | 97.0      | 98.4           | 107.0                | 97.2      | 129.4                | 102.7                           | 111.9               |
| May            | 1.7                             | 113.3     | 125.8                            | 178.1                                      | 109.3                 | 91.9                                       | 106.5  | 119.4  | 97.0      | 98.4           | 107.4                | 97.2      | 129.4                | 102.7                           | 113.7               |
| June           | 2.1                             | 113.4     | 125.2                            | 184.8                                      | 108.6                 | 91.9                                       | 106.2  | 121.0  | 96.9      | 98.4           | 107.7                | 97.2      | 130.3                | 102.6                           | 113.9               |
| July           | 2.5                             | 113.8     | 125.0                            | 186.2                                      | 108.8                 | 92.7                                       | 106.1  | 121.2  | 97.8      | 98.4           | 109.4                | 97.2      | 130.3                | 102.6                           | 113.9               |
| August         | 2.8                             | 114.4     | 125.1                            | 193.0                                      | 109.0                 | 93.0                                       | 106.0  | 121.0  | 97.8      | 98.4           | 108.4                | 97.2      | 130.3                | 102.7                           | 114.8               |
| September      | 3.2                             | 114.5     | 123.1                            | 203.1                                      | 107.9                 | 93.0                                       | 106.1  | 121.0  | 97.7      | 98.4           | 108.4                | 97.2      | 130.8                | 102.8                           | 114.9               |
| October        | 3.5                             | 113.8     | 120.9                            | 202.3                                      | 108.5                 | 92.6                                       | 106.0  | 120.4  | 97.6      | 98.4           | 107.8                | 97.2      | 130.8                | 102.9                           | 114.2               |
| November       | 3.7                             | 113.6     | 119.4                            | 204.5                                      | 108.1                 | 92.6                                       | 106.2  | 120.6  | 97.6      | 98.3           | 107.6                | 97.2      | 130.8                | 102.7                           | 113.7               |
| December       | 3.9                             | 113.7     | 120.0                            | 205.5                                      | 107.9                 | 92.6                                       | 105.8  | 119.8  | 97.6      | 98.3           | 106.8                | 97.2      | 131.0                | 102.7                           | 113.6               |
| 2017           |                                 |           |                                  |  |                       |  |  |        |           |                |                      |           |                      |                                 |                     |
| January        | 4.4                             | 116.3     | 126.4                            | 212.2                                      | 107.9                 | 94.1                                       | 106.7  | 119.2  | 99.3      | 98.1           | 106.6                | 97.2      | 132.9                | 102.4                           | 115.9               |
| February       | 4.8                             | 116.2     | 124.0                            | 216.6                                      | 108.2                 | 94.1                                       | 107.3  | 120.1  | 99.3      | 98.1           | 107.0                | 97.2      | 132.9                | 102.3                           | 115.4               |
| March          | 5.2                             | 116.4     | 122.6                            | 227.6                                      | 108.8                 | 94.1                                       | 107.6  | 119.5  | 99.3      | 98.1           | 107.1                | 97.2      | 133.0                | 102.1                           | 115.8               |
| April          | 5.2                             | 116.7     | 122.1                            | 229.0                                      | 108.8                 | 96.0                                       | 107.0  | 119.9  | 100.3     | 98.1           | 107.0                | 97.2      | 133.0                | 102.2                           | 116.4               |
| May            | 5.0                             | 116.1     | 119.8                            | 229.5                                      | 108.7                 | 96.0                                       | 106.9  | 119.9  | 100.1     | 98.1           | 107.2                | 97.2      | 133.0                | 102.5                           | 116.5               |
| June           | 4.7                             | 115.7     | 117.7                            | 232.4                                      | 108.3                 | 96.0                                       | 106.3  | 119.4  | 100.1     | 98.1           | 107.3                | 97.2      | 133.2                | 102.3                           | 116.2               |
| July           | 4.4                             | 116.1     | 117.3                            | 243.0                                      | 108.5                 | 94.8                                       | 106.5  | 119.7  | 99.6      | 98.1           | 107.1                | 97.2      | 134.6                | 102.2                           | 116.2               |
| August         | 4.1                             | 116.6     | 118.6                            | 246.5                                      | 107.3                 | 94.8                                       | 106.5  | 119.5  | 99.6      | 98.1           | 107.3                | 97.2      | 134.6                | 102.2                           | 117.0               |
| September      | 3.8                             | 116.8     | 117.9                            | 250.9                                      | 107.8                 | 94.8                                       | 106.5  | 119.5  | 99.6      | 98.1           | 107.2                | 97.2      | 134.6                | 102.0                           | 117.2               |
| October        | 3.6                             | 116.8     | 116.4                            | 257.9                                      | 107.5                 | 94.7                                       | 105.7  | 119.6  | 99.5      | 98.1           | 107.2                | 97.2      | 134.6                | 102.0                           | 117.2               |
| November       | 3.4                             | 116.5     | 115.8                            | 256.5                                      | 109.0                 | 94.7                                       | 105.7  | 119.9  | 99.5      | 98.1           | 107.3                | 97.2      | 134.7                | 101.8                           | 116.6               |
| December       | 3.3                             | 116.9     | 116.7                            | 259.2                                      | 108.7                 | 94.7                                       | 104.8  | 120.5  | 99.4      | 98.1           | 107.3                | 97.2      | 135.0                | 101.7                           | 116.8               |
| 2018           |                                 |           |                                  |  |                       |  |  |        |           |                |                      |           |                      |                                 |                     |
| January        | 2.9                             | 118.1     | 118.8                            | 262.1                                      | 108.4                 | 96.9                                       | 105.1  | 121.6  | 100.7     | 98.1           | 107.2                | 97.2      | 135.0                | 101.8                           | 117.7               |
| February       | 2.7                             | 118.9     | 121.4                            | 262.8                                      | 108.7                 | 96.9                                       | 105.5  | 119.2  | 100.6     | 98.2           | 107.2                | 97.2      | 136.1                | 101.9                           | 118.1               |
| March          | 2.4                             | 119.4     | 122.8                            | 264.8                                      | 109.0                 | 96.9                                       | 105.6  | 119.5  | 100.6     | 98.2           | 107.2                | 97.2      | 136.1                | 102.1                           | 118.8               |
| April          | 2.4                             | 121.4     | 129.6                            | 268.4                                      | 109.0                 | 96.1                                       | 105.3  | 118.8  | 100.9     | 98.2           | 107.2                | 97.2      | 136.1                | 102.2                           | 121.1               |
| May            | 2.6                             | 122.0     | 127.5                            | 282.9                                      | 109.2                 | 96.1                                       | 106.5  | 119.1  | 100.9     | 98.2           | 107.4                | 97.2      | 136.1                | 102.0                           | 122.4               |
| June           | 2.8                             | 121.0     | 123.7                            | 284.2                                      | 108.9                 | 96.1                                       | 106.2  | 117.9  | 100.9     | 98.2           | 107.5                | 97.2      | 136.1                | 102.0                           | 121.5               |
| July           | 3.1                             | 121.5     | 122.2                            | 295.4                                      | 108.9                 | 96.9                                       | 106.4  | 116.7  | 102.0     | 98.2           | 107.5                | 97.2      | 136.1                | 102.2                           | 121.6               |
| August         | 3.3                             | 121.6     | 122.5                            | 296.4                                      | 108.8                 | 96.9                                       | 106.7  | 116.8  | 102.0     | 98.2           | 107.6                | 97.2      | 136.1                | 102.3                           | 122.0               |

Table 3

CONSUMER PRICE INDEX: CENTRAL DIVISION  
(BASE: AVERAGE 12 MONTHS 2011 = 100.0)

| Division       | Annual Average Inflation Rate % | All Items | Food and Non-alcoholic Beverages | Alcoholic Beverages, Tobacco and Narcotics | Clothing and Footwear | Housing, Water, Elec., Gas and Other Fuels | Furnishings, Hhd Equip. & Routine Hhd Maint. | Health | Transport | Communication | Recreation & Culture | Education | Restaurants & Hotels | Miscellaneous Goods & Services |
|----------------|---------------------------------|-----------|----------------------------------|--|-----------------------|--|--|--------|-----------|---------------|----------------------|-----------|----------------------|--------------------------------|
| Weight         |                                 | 1000.0    | 245.2                            | 63.7                                       | 16.4                  | 135.1                                      | 61.9   | 13.0   | 148.4     | 56.3          | 33.9                 | 120.8     | 29.9                 | 75.4                           |
| Annual Average |                                 | 100.0     | 100.0                            | 100.0                                      | 100.0                 | 100.0                                      | 100.0  | 100.0  | 100.0     | 100.0         | 100.0                | 100.0     | 100.0                | 100.0                          |
| 2011           | 0.0                             | 100.0     | 100.0                            | 100.0                                      | 100.0                 | 100.0                                      | 100.0  | 100.0  | 100.0     | 100.0         | 100.0                | 100.0     | 100.0                | 100.0                          |
| 2012           | 3.6                             | 103.6     | 105.0                            | 110.5                                      | 99.3                  | 101.6                                      | 101.3  | 104.7  | 106.6     | 99.6          | 107.2                | 102.5     | 98.6                 | 99.9                           |
| 2013           | 3.0                             | 106.7     | 108.8                            | 123.7                                      | 100.9                 | 102.2                                      | 101.9  | 115.3  | 106.6     | 99.6          | 107.2                | 106.7     | 113.7                | 99.4                           |
| 2014           | 0.4                             | 107.1     | 110.8                            | 132.8                                      | 103.2                 | 102.3                                      | 109.0  | 121.3  | 106.0     | 99.5          | 116.4                | 92.0      | 118.6                | 99.5                           |
| 2015           | 2.4                             | 109.0     | 118.4                            | 145.8                                      | 105.7                 | 99.4                                       | 109.5  | 128.4  | 101.6     | 99.6          | 113.8                | 90.7      | 118.4                | 105.4                          |
| 2016           | 4.0                             | 113.4     | 127.3                            | 188.2                                      | 107.3                 | 95.5                                       | 110.1  | 128.7  | 97.6      | 98.1          | 111.3                | 98.7      | 126.3                | 104.9                          |
| 2017           | 2.3                             | 116.0     | 123.0                            | 250.8                                      | 107.4                 | 96.7                                       | 110.5  | 124.2  | 98.2      | 98.1          | 112.8                | 99.4      | 129.2                | 103.8                          |
| 2015           |                                 |           |                                  |  |                       |  |  |        |           |               |                      |           |                      |                                |
| January        | 0.3                             | 109.3     | 117.8                            | 146.4                                      | 104.2                 | 101.3                                      | 108.7  | 126.5  | 103.3     | 99.6          | 114.7                | 90.7      | 118.4                | 105.4                          |
| February       | 0.4                             | 109.4     | 118.5                            | 142.4                                      | 104.5                 | 101.3                                      | 109.1  | 129.2  | 103.3     | 99.6          | 114.7                | 90.7      | 118.4                | 105.3                          |
| March          | 0.6                             | 110.3     | 122.4                            | 142.3                                      | 105.2                 | 101.3                                      | 109.4  | 129.2  | 103.4     | 99.6          | 114.3                | 90.7      | 118.4                | 106.1                          |
| April          | 0.8                             | 108.8     | 119.7                            | 142.7                                      | 105.4                 | 98.8                                       | 109.5  | 128.8  | 99.9      | 99.6          | 114.2                | 90.7      | 118.4                | 105.6                          |
| May            | 0.8                             | 108.4     | 118.2                            | 143.8                                      | 105.6                 | 98.8                                       | 109.1  | 128.7  | 99.9      | 99.6          | 114.1                | 90.7      | 118.4                | 105.0                          |
| June           | 0.9                             | 108.2     | 117.1                            | 143.8                                      | 105.5                 | 98.8                                       | 109.2  | 128.7  | 99.9      | 99.6          | 113.7                | 90.7      | 118.4                | 105.2                          |
| July           | 1.0                             | 108.5     | 116.3                            | 146.8                                      | 105.5                 | 99.1                                       | 109.6  | 128.7  | 102.1     | 99.6          | 113.3                | 90.7      | 118.4                | 105.2                          |
| August         | 1.1                             | 108.5     | 116.7                            | 143.4                                      | 106.3                 | 99.1                                       | 109.7  | 129.2  | 102.1     | 99.6          | 113.1                | 90.7      | 118.4                | 105.6                          |
| September      | 1.3                             | 108.7     | 117.6                            | 144.9                                      | 106.8                 | 99.1                                       | 109.8  | 127.9  | 102.1     | 99.6          | 113.1                | 90.7      | 118.4                | 105.2                          |
| October        | 1.4                             | 109.3     | 120.0                            | 147.2                                      | 106.9                 | 98.5                                       | 110.3  | 127.9  | 101.0     | 99.6          | 113.3                | 90.7      | 118.4                | 105.6                          |
| November       | 1.6                             | 109.2     | 118.6                            | 152.8                                      | 106.7                 | 98.5                                       | 109.6  | 127.9  | 101.0     | 99.6          | 113.6                | 90.7      | 118.4                | 105.6                          |
| December       | 2.4                             | 109.2     | 118.5                            | 153.5                                      | 106.3                 | 98.5                                       | 109.7  | 128.2  | 101.0     | 99.6          | 113.6                | 90.7      | 118.4                | 105.5                          |
| 2016           |                                 |           |                                  |  |                       |  |  |        |           |               |                      |           |                      |                                |
| January        | 1.6                             | 108.8     | 119.9                            | 151.8                                      | 106.5                 | 96.6                                       | 109.0  | 127.9  | 98.8      | 98.1          | 111.0                | 90.7      | 126.3                | 105.9                          |
| February       | 1.6                             | 111.0     | 124.0                            | 152.8                                      | 106.8                 | 96.6                                       | 107.8  | 129.8  | 98.8      | 98.1          | 110.8                | 99.4      | 126.3                | 105.0                          |
| March          | 1.4                             | 110.9     | 122.3                            | 157.0                                      | 106.6                 | 96.6                                       | 107.6  | 128.2  | 98.9      | 98.1          | 111.2                | 99.4      | 126.3                | 105.0                          |
| April          | 1.6                             | 112.9     | 131.9                            | 162.8                                      | 107.2                 | 98.0                                       | 108.0  | 128.3  | 96.8      | 98.1          | 111.0                | 99.4      | 126.3                | 104.7                          |
| May            | 2.0                             | 114.5     | 131.6                            | 189.6                                      | 107.3                 | 94.7                                       | 112.0  | 128.4  | 96.7      | 98.1          | 111.0                | 99.4      | 126.3                | 104.9                          |
| June           | 2.4                             | 115.2     | 134.0                            | 194.3                                      | 107.4                 | 94.7                                       | 111.5  | 128.6  | 96.7      | 98.1          | 111.2                | 99.4      | 126.3                | 104.9                          |
| July           | 2.7                             | 115.1     | 133.7                            | 189.7                                      | 107.4                 | 95.4                                       | 111.4  | 129.9  | 97.7      | 98.1          | 111.0                | 99.4      | 126.3                | 104.6                          |
| August         | 3.1                             | 115.7     | 133.5                            | 200.0                                      | 107.4                 | 95.5                                       | 110.9  | 128.9  | 97.6      | 98.1          | 112.1                | 99.4      | 126.3                | 104.6                          |
| September      | 3.4                             | 114.9     | 128.3                            | 210.7                                      | 107.6                 | 95.5                                       | 110.9  | 130.1  | 97.4      | 98.1          | 112.0                | 99.4      | 126.3                | 104.7                          |
| October        | 3.6                             | 114.1     | 124.5                            | 214.2                                      | 107.8                 | 95.2                                       | 111.0  | 128.3  | 97.3      | 98.1          | 111.7                | 99.4      | 126.3                | 104.8                          |
| November       | 3.8                             | 113.4     | 121.3                            | 215.3                                      | 107.8                 | 95.2                                       | 110.8  | 128.6  | 97.3      | 98.1          | 111.7                | 99.4      | 126.3                | 104.5                          |
| December       | 4.0                             | 114.0     | 123.1                            | 219.6                                      | 107.9                 | 95.2                                       | 110.3  | 127.0  | 97.3      | 98.1          | 111.9                | 99.4      | 126.3                | 104.6                          |
| 2017           |                                 |           |                                  |  |                       |  |  |        |           |               |                      |           |                      |                                |
| January        | 4.7                             | 117.0     | 133.5                            | 222.5                                      | 107.9                 | 96.1                                       | 110.3  | 122.7  | 97.9      | 98.1          | 112.6                | 99.4      | 129.2                | 104.2                          |
| February       | 4.9                             | 115.6     | 127.0                            | 224.8                                      | 108.1                 | 96.1                                       | 110.9  | 125.0  | 97.9      | 98.1          | 112.9                | 99.4      | 129.2                | 104.0                          |
| March          | 5.3                             | 116.4     | 127.1                            | 242.3                                      | 107.5                 | 96.1                                       | 111.5  | 123.5  | 97.9      | 98.1          | 112.9                | 99.4      | 129.2                | 103.9                          |
| April          | 5.2                             | 116.5     | 126.2                            | 242.2                                      | 107.1                 | 97.5                                       | 111.0  | 124.4  | 99.0      | 98.1          | 112.9                | 99.4      | 129.2                | 103.7                          |
| May            | 4.9                             | 116.2     | 124.1                            | 244.8                                      | 106.7                 | 97.5                                       | 111.0  | 124.4  | 98.7      | 98.1          | 112.8                | 99.4      | 129.2                | 104.1                          |
| June           | 4.3                             | 114.9     | 119.9                            | 241.9                                      | 106.8                 | 97.5                                       | 110.2  | 124.5  | 98.7      | 98.1          | 112.8                | 99.4      | 129.2                | 103.9                          |
| July           | 3.8                             | 115.1     | 118.8                            | 254.9                                      | 106.7                 | 96.6                                       | 110.6  | 124.2  | 98.2      | 98.1          | 112.8                | 99.4      | 129.2                | 104.0                          |
| August         | 3.3                             | 116.0     | 121.5                            | 260.8                                      | 106.4                 | 96.6                                       | 110.4  | 124.0  | 98.2      | 98.1          | 112.9                | 99.4      | 129.2                | 103.4                          |
| September      | 2.9                             | 115.9     | 120.5                            | 261.1                                      | 107.6                 | 96.6                                       | 110.3  | 123.9  | 98.2      | 98.1          | 112.8                | 99.4      | 129.2                | 103.4                          |
| October        | 2.6                             | 115.8     | 117.5                            | 274.5                                      | 108.0                 | 96.6                                       | 110.2  | 124.0  | 98.0      | 98.1          | 112.8                | 99.4      | 129.2                | 103.6                          |
| November       | 2.5                             | 115.8     | 119.0                            | 268.1                                      | 107.8                 | 96.5                                       | 110.1  | 124.9  | 98.0      | 98.1          | 112.9                | 99.4      | 129.2                | 103.5                          |
| December       | 2.3                             | 116.4     | 120.9                            | 271.3                                      | 107.9                 | 96.5                                       | 109.9  | 124.9  | 98.0      | 98.1          | 112.9                | 99.4      | 129.2                | 103.4                          |
| 2018           |                                 |           |                                  |  |                       |  |  |        |           |               |                      |           |                      |                                |
| January        | 1.7                             | 117.6     | 122.9                            | 275.4                                      | 107.8                 | 98.1                                       | 110.3  | 124.8  | 99.3      | 98.1          | 112.9                | 99.4      | 129.2                | 103.6                          |
| February       | 1.6                             | 118.4     | 126.0                            | 276.4                                      | 108.1                 | 98.1                                       | 110.4  | 122.6  | 99.3      | 98.1          | 112.9                | 99.4      | 131.5                | 103.4                          |
| March          | 1.4                             | 119.1     | 128.1                            | 279.4                                      | 108.0                 | 98.1                                       | 110.2  | 122.7  | 99.3      | 98.1          | 112.9                | 99.4      | 131.5                | 103.6                          |
| April          | 1.5                             | 121.4     | 136.8                            | 285.8                                      | 108.0                 | 97.3                                       | 110.1  | 122.7  | 99.6      | 98.1          | 112.9                | 99.4      | 131.5                | 103.9                          |
| May            | 1.7                             | 121.4     | 134.2                            | 296.8                                      | 108.0                 | 97.3                                       | 110.9  | 123.2  | 99.6      | 98.1          | 113.3                | 99.4      | 131.5                | 103.6                          |
| June           | 2.1                             | 120.4     | 129.7                            | 296.8                                      | 107.5                 | 97.3                                       | 111.0  | 123.5  | 99.6      | 98.1          | 113.3                | 99.4      | 131.5                | 103.8                          |
| July           | 2.5                             | 120.7     | 127.6                            | 307.7                                      | 107.5                 | 97.8                                       | 111.3  | 123.4  | 100.8     | 98.1          | 113.4                | 99.4      | 131.5                | 104.0                          |
| August         | 2.9                             | 121.2     | 129.3                            | 308.4                                      | 107.2                 | 97.8                                       | 111.4  | 123.7  | 100.8     | 98.1          | 113.4                | 99.4      | 131.5                | 104.0                          |

Table 4

CONSUMER PRICE INDEX: WESTERN DIVISION  
(BASE: AVERAGE 12 MONTHS 2011 =100.0)

| Division       | Annual Average Inflation Rate % | All Items | Food and Non-alcoholic Beverages | Alcoholic Beverages, Tobacco and Narcotics | Clothing and Footwear | Housing, Water, Elec., Gas and Other Fuels | Furnishings, Hhld Equip. & Routine Hhld Maint. | Health | Transport | Commun-ication | Recreation & Culture | Education | Restaurants & Hotels | Miscellaneous Goods & Services | Weight |
|----------------|---------------------------------|-----------|----------------------------------|--|-----------------------|--|--|--------|-----------|----------------|----------------------|-----------|----------------------|--------------------------------|--------|
|                |                                 | 1000.0    | 343.0                            | 87.0                                       | 18.3                  | 102.5                                      | 50.8   | 15.7   | 143.9     | 52.5           | 21.2                 | 74.1      | 13.0                 | 78.0                           |        |
| Annual Average |                                 |           |                                  |  |                       |  |  |        |           |                |                      |           |                      |                                |        |
| 2011           | 0.0                             | 100.0     | 100.0                            | 100.0                                      | 100.0                 | 100.0                                      | 100.0  | 100.0  | 100.0     | 100.0          | 100.0                | 100.0     | 100.0                | 100.0                          | 100.0  |
| 2012           | 3.7                             | 103.7     | 104.9                            | 108.3                                      | 103.4                 | 101.4                                      | 102.0  | 111.1  | 104.7     | 100.1          | 100.1                | 100.7     | 116.5                | 98.2                           | 100.7  |
| 2013           | 2.5                             | 106.3     | 108.6                            | 115.7                                      | 105.2                 | 102.2                                      | 102.4  | 114.7  | 106.6     | 100.2          | 107.3                | 106.1     | 121.8                | 97.8                           | 101.4  |
| 2014           | 1.5                             | 107.8     | 110.1                            | 128.4                                      | 105.6                 | 102.4                                      | 104.6  | 117.5  | 104.6     | 100.5          | 110.3                | 100.0     | 124.4                | 99.1                           | 101.1  |
| 2015           | 1.3                             | 109.2     | 113.7                            | 140.2                                      | 107.7                 | 97.1                                       | 100.5  | 118.1  | 100.4     | 100.5          | 117.1                | 99.4      | 128.1                | 102.3                          | 101.5  |
| 2016           | 3.8                             | 113.4     | 120.5                            | 172.4                                      | 110.2                 | 92.2                                       | 98.8   | 125.7  | 96.3      | 100.8          | 116.2                | 107.9     | 127.8                | 101.6                          | 101.6  |
| 2017           | 2.6                             | 116.4     | 119.1                            | 214.9                                      | 110.6                 | 94.0                                       | 99.2   | 128.7  | 97.1      | 100.2          | 113.5                | 108.7     | 131.3                | 101.5                          | 101.5  |
| 2015           |                                 |           |                                  |  |                       |  |  |        |           |                |                      |           |                      |                                |        |
| January        | 1.5                             | 109.7     | 114.2                            | 138.5                                      | 106.0                 | 99.5                                       | 99.3   | 118.3  | 102.0     | 100.6          | 119.3                | 99.4      | 128.4                | 102.1                          | 102.1  |
| February       | 1.6                             | 109.7     | 114.5                            | 136.7                                      | 107.3                 | 99.5                                       | 99.3   | 118.4  | 102.0     | 100.6          | 118.7                | 99.4      | 128.4                | 102.6                          | 102.6  |
| March          | 1.8                             | 109.8     | 113.8                            | 140.3                                      | 107.5                 | 100.7                                      | 100.7  | 118.2  | 102.0     | 100.5          | 117.8                | 99.4      | 127.9                | 102.4                          | 102.4  |
| April          | 1.8                             | 108.5     | 112.9                            | 139.4                                      | 107.6                 | 96.5                                       | 99.9   | 118.4  | 98.8      | 100.5          | 117.3                | 99.4      | 127.9                | 102.1                          | 102.1  |
| May            | 1.7                             | 108.2     | 112.3                            | 137.6                                      | 108.1                 | 96.5                                       | 99.7   | 119.1  | 98.8      | 100.5          | 117.2                | 99.4      | 127.9                | 102.1                          | 102.1  |
| June           | 1.5                             | 108.4     | 113.0                            | 136.8                                      | 108.4                 | 96.5                                       | 100.5  | 118.0  | 98.8      | 100.5          | 116.1                | 99.4      | 128.1                | 102.0                          | 102.0  |
| July           | 2.9                             | 108.4     | 112.2                            | 136.0                                      | 108.0                 | 96.8                                       | 100.6  | 118.1  | 100.7     | 100.5          | 116.0                | 99.4      | 128.1                | 102.3                          | 102.3  |
| August         | 1.2                             | 108.6     | 112.2                            | 138.6                                      | 107.9                 | 96.8                                       | 101.5  | 118.2  | 100.7     | 100.5          | 116.1                | 99.4      | 128.1                | 102.5                          | 102.5  |
| September      | 1.2                             | 109.1     | 113.0                            | 140.7                                      | 107.9                 | 96.8                                       | 101.6  | 118.2  | 100.8     | 100.5          | 116.0                | 99.4      | 128.1                | 102.5                          | 102.5  |
| October        | 1.2                             | 109.5     | 114.9                            | 140.7                                      | 107.7                 | 95.8                                       | 101.0  | 118.2  | 99.9      | 100.5          | 115.9                | 99.4      | 128.1                | 102.7                          | 102.7  |
| November       | 1.3                             | 110.0     | 115.5                            | 145.5                                      | 107.7                 | 95.8                                       | 100.9  | 118.0  | 99.9      | 100.5          | 117.7                | 99.4      | 128.1                | 102.3                          | 102.3  |
| December       | 1.3                             | 110.7     | 116.0                            | 151.3                                      | 107.8                 | 95.8                                       | 101.3  | 115.5  | 99.9      | 100.5          | 117.6                | 99.4      | 128.1                | 102.6                          | 102.6  |
| 2016           |                                 |           |                                  |  |                       |  |  |        |           |                |                      |           |                      |                                |        |
| January        | 1.2                             | 110.4     | 117.7                            | 149.2                                      | 107.9                 | 94.1                                       | 99.4   | 124.8  | 97.2      | 100.7          | 114.2                | 99.4      | 127.7                | 101.6                          | 101.6  |
| February       | 1.1                             | 110.9     | 116.7                            | 152.3                                      | 108.0                 | 94.1                                       | 98.4   | 124.9  | 97.3      | 100.7          | 114.8                | 108.7     | 127.8                | 101.5                          | 101.5  |
| March          | 1.0                             | 111.7     | 118.7                            | 152.7                                      | 108.2                 | 94.1                                       | 98.3   | 123.3  | 97.3      | 100.7          | 114.9                | 108.7     | 127.8                | 101.3                          | 101.3  |
| April          | 1.3                             | 113.8     | 125.7                            | 157.4                                      | 113.6                 | 90.9                                       | 98.9   | 123.7  | 95.4      | 100.7          | 116.2                | 108.7     | 127.8                | 101.6                          | 101.6  |
| May            | 1.8                             | 114.3     | 124.6                            | 167.9                                      | 113.6                 | 90.9                                       | 98.9   | 123.6  | 95.4      | 100.7          | 115.8                | 108.7     | 127.8                | 101.4                          | 101.4  |
| June           | 2.1                             | 113.4     | 119.7                            | 179.0                                      | 110.6                 | 90.9                                       | 98.9   | 127.6  | 95.4      | 100.7          | 116.0                | 108.7     | 127.8                | 101.4                          | 101.4  |
| July           | 2.5                             | 114.0     | 119.8                            | 183.2                                      | 111.0                 | 91.4                                       | 99.0   | 127.2  | 96.3      | 100.8          | 116.0                | 108.7     | 127.8                | 101.6                          | 101.6  |
| August         | 2.9                             | 114.3     | 120.8                            | 181.9                                      | 109.8                 | 92.2                                       | 99.0   | 127.5  | 96.3      | 100.9          | 116.9                | 108.7     | 127.8                | 101.9                          | 101.9  |
| September      | 3.3                             | 115.2     | 121.5                            | 191.1                                      | 109.8                 | 92.2                                       | 98.6   | 126.3  | 96.3      | 100.9          | 116.8                | 108.7     | 127.8                | 101.8                          | 101.8  |
| October        | 3.5                             | 114.4     | 120.5                            | 184.9                                      | 111.3                 | 91.8                                       | 98.5   | 126.8  | 96.1      | 100.9          | 116.5                | 108.7     | 127.8                | 101.9                          | 101.9  |
| November       | 3.7                             | 114.4     | 120.1                            | 187.7                                      | 109.7                 | 91.8                                       | 99.1   | 126.3  | 96.1      | 100.7          | 116.2                | 108.7     | 127.8                | 101.5                          | 101.5  |
| December       | 3.8                             | 113.8     | 120.1                            | 181.5                                      | 109.2                 | 91.8                                       | 98.9   | 125.9  | 96.1      | 100.7          | 114.1                | 108.7     | 127.8                | 101.6                          | 101.6  |
| 2017           |                                 |           |                                  |  |                       |  |  |        |           |                |                      |           |                      |                                |        |
| January        | 4.2                             | 116.1     | 123.0                            | 195.0                                      | 108.5                 | 93.1                                       | 99.8   | 128.9  | 96.7      | 100.2          | 113.0                | 108.7     | 129.2                | 101.5                          | 101.5  |
| February       | 4.5                             | 116.6     | 123.7                            | 199.2                                      | 108.7                 | 93.1                                       | 100.2  | 128.9  | 96.7      | 100.2          | 113.1                | 108.7     | 129.2                | 101.5                          | 101.5  |
| March          | 4.7                             | 116.0     | 120.6                            | 204.0                                      | 111.3                 | 93.1                                       | 100.3  | 129.0  | 96.7      | 100.2          | 113.7                | 108.7     | 129.2                | 101.3                          | 101.3  |
| April          | 4.5                             | 116.8     | 121.1                            | 206.2                                      | 112.0                 | 95.2                                       | 99.8   | 128.9  | 97.7      | 100.2          | 113.3                | 108.7     | 129.2                | 102.1                          | 102.1  |
| May            | 4.1                             | 115.6     | 118.1                            | 203.2                                      | 112.0                 | 95.2                                       | 100.1  | 129.0  | 97.7      | 100.2          | 113.9                | 108.7     | 129.2                | 102.3                          | 102.3  |
| June           | 3.9                             | 116.0     | 117.7                            | 213.4                                      | 111.4                 | 95.2                                       | 99.5   | 127.4  | 97.7      | 100.2          | 113.6                | 108.7     | 129.2                | 101.7                          | 101.7  |
| July           | 3.7                             | 116.1     | 117.7                            | 218.9                                      | 111.9                 | 93.9                                       | 99.0   | 128.8  | 97.2      | 100.2          | 113.6                | 108.7     | 133.3                | 101.4                          | 101.4  |
| August         | 3.4                             | 116.5     | 117.9                            | 222.9                                      | 109.4                 | 93.9                                       | 99.0   | 128.4  | 97.0      | 100.2          | 113.5                | 108.7     | 133.3                | 101.6                          | 101.6  |
| September      | 3.1                             | 117.1     | 118.3                            | 227.7                                      | 109.8                 | 93.9                                       | 99.1   | 128.3  | 97.0      | 100.2          | 113.5                | 108.7     | 133.3                | 101.8                          | 101.8  |
| October        | 2.9                             | 117.1     | 118.3                            | 229.0                                      | 108.7                 | 93.9                                       | 98.1   | 128.8  | 97.1      | 100.2          | 113.6                | 108.7     | 133.3                | 101.3                          | 101.3  |
| November       | 2.7                             | 116.3     | 116.3                            | 228.0                                      | 112.1                 | 93.9                                       | 98.3   | 128.4  | 97.1      | 100.2          | 113.6                | 108.7     | 133.3                | 100.9                          | 100.9  |
| December       | 2.6                             | 116.4     | 116.3                            | 231.0                                      | 111.2                 | 93.9                                       | 96.6   | 129.9  | 96.9      | 100.2          | 113.6                | 108.7     | 133.3                | 101.0                          | 101.0  |
| 2018           |                                 |           |                                  |  |                       |  |  |        |           |                |                      |           |                      |                                |        |
| January        | 2.3                             | 117.6     | 118.1                            | 232.6                                      | 110.8                 | 96.3                                       | 96.2   | 133.0  | 98.3      | 100.2          | 113.6                | 108.7     | 133.3                | 101.2                          | 101.2  |
| February       | 2.0                             | 118.4     | 119.2                            | 235.9                                      | 111.2                 | 96.3                                       | 97.1   | 133.0  | 98.3      | 100.3          | 113.7                | 108.7     | 133.1                | 101.1                          | 101.1  |
| March          | 1.9                             | 118.9     | 120.5                            | 237.6                                      | 111.8                 | 96.3                                       | 97.3   | 133.7  | 98.3      | 100.3          | 113.7                | 108.7     | 133.1                | 101.6                          | 101.6  |
| April          | 2.0                             | 121.0     | 126.4                            | 239.2                                      | 111.6                 | 95.3                                       | 96.9   | 131.8  | 98.4      | 100.3          | 113.7                | 108.7     | 133.1                | 101.6                          | 101.6  |
| May            | 2.3                             | 121.6     | 125.1                            | 253.7                                      | 112.5                 | 95.3                                       | 98.3   | 131.8  | 98.4      | 100.3          | 114.0                | 108.7     | 133.1                | 101.4                          | 101.4  |
| June           | 2.5                             | 120.1     | 120.6                            | 254.2                                      | 112.2                 | 95.3                                       | 98.0   | 128.8  | 98.4      | 100.3          | 114.0                | 108.7     | 133.1                | 101.3                          | 101.3  |
| July           | 2.6                             | 120.9     | 120.0                            | 264.7                                      | 112.7                 | 96.2                                       | 97.9   | 128.9  | 99.6      | 100.3          | 114.1                | 108.7     | 133.1                | 101.5                          | 101.5  |
| August         | 2.8                             | 120.7     | 118.9                            | 265.5                                      | 113.0                 | 96.2                                       | 98.6   | 128.9  | 99.6      | 100.3          | 114.2                | 108.7     | 133.1                | 101.8                          | 101.8  |



Table 5

CONSUMER PRICE INDEX: NORTHERN DIVISION  
(BASE: AVERAGE 12 MONTHS 2011 = 100.0)

| Division  | Annual Average Inflation Rate % | All Items | Food and Non-alcoholic Beverages | Alcoholic Beverages, Tobacco and Narcotics | Clothing and Footwear | Housing, Water, Elec., Gas and Other | Furnishings, Hhld Equip. & Routine Hhld Maint. | Health | Transport | Communication | Recreation & Culture | Education | Restaurants & Hotels | Miscellaneous Goods & Services |
|-----------|---------------------------------|-----------|----------------------------------|--|-----------------------|--------------------------------------|--|--------|-----------|---------------|----------------------|-----------|----------------------|--------------------------------|
| Weight    |                                 | 1000.0    | 292.2                            | 115.4                                      | 32.3                  | 71.8                                 | 67.8   | 11.9   | 126.6     | 49.3          | 29.5                 | 96.0      | 26.0                 | 81.2                           |
| 2011      | 0.0                             | 100.0     | 100.0                            | 100.0                                      | 100.0                 | 100.0                                | 100.0  | 100.0  | 100.0     | 100.0         | 100.0                | 100.0     | 100.0                | 100.0                          |
| 2012      | 2.3                             | 102.3     | 101.1                            | 107.3                                      | 103.6                 | 102.3                                | 103.7  | 83.6   | 107.4     | 99.2          | 95.9                 | 97.4      | 111.0                | 100.0                          |
| 2013      | 3.6                             | 106.0     | 104.6                            | 114.1                                      | 104.7                 | 103.6                                | 105.4  | 76.8   | 107.6     | 99.1          | 96.6                 | 110.0     | 127.6                | 99.8                           |
| 2014      | -1.5                            | 104.5     | 107.8                            | 124.3                                      | 106.1                 | 103.2                                | 110.4  | 75.1   | 107.8     | 98.7          | 87.5                 | 66.3      | 136.8                | 100.0                          |
| 2015      | 0.8                             | 105.3     | 110.5                            | 138.0                                      | 108.0                 | 95.3                                 | 108.8  | 74.3   | 105.4     | 98.9          | 83.6                 | 62.2      | 140.9                | 100.0                          |
| 2016      | 3.7                             | 109.3     | 112.3                            | 181.5                                      | 108.9                 | 87.8                                 | 108.9  | 81.7   | 101.8     | 93.5          | 82.0                 | 65.7      | 146.3                | 100.1                          |
| 2017      | 8.0                             | 118.0     | 111.4                            | 259.3                                      | 105.5                 | 91.4                                 | 112.2  | 82.6   | 109.6     | 93.4          | 81.5                 | 66.0      | 153.4                | 99.5                           |
| 2015      | -2.0                            | 105.3     | 109.4                            | 136.4                                      | 105.7                 | 99.2                                 | 111.0  | 74.1   | 106.5     | 98.7          | 86.1                 | 62.2      | 139.4                | 100.1                          |
| January   | -1.8                            | 105.3     | 110.6                            | 133.6                                      | 106.4                 | 99.3                                 | 108.5  | 74.1   | 106.7     | 99.4          | 83.1                 | 62.2      | 139.4                | 101.0                          |
| February  | -1.5                            | 105.2     | 109.9                            | 136.3                                      | 106.4                 | 99.3                                 | 107.6  | 73.8   | 106.7     | 99.4          | 81.9                 | 62.2      | 139.3                | 100.6                          |
| March     | -1.3                            | 104.4     | 109.7                            | 133.6                                      | 107.5                 | 93.7                                 | 107.5  | 74.4   | 104.9     | 99.4          | 83.1                 | 62.2      | 139.3                | 100.3                          |
| April     | -1.2                            | 104.5     | 109.3                            | 134.1                                      | 108.9                 | 93.7                                 | 108.8  | 74.3   | 104.9     | 99.4          | 83.1                 | 62.2      | 139.3                | 100.8                          |
| May       | -1.0                            | 104.8     | 109.3                            | 137.0                                      | 109.7                 | 93.7                                 | 108.8  | 74.4   | 104.9     | 99.4          | 82.9                 | 62.2      | 140.7                | 100.9                          |
| June      | -0.8                            | 104.9     | 109.1                            | 137.1                                      | 109.7                 | 94.9                                 | 108.7  | 74.4   | 105.3     | 94.4          | 83.0                 | 62.2      | 140.7                | 100.7                          |
| July      | -0.6                            | 105.2     | 110.0                            | 137.3                                      | 109.0                 | 94.9                                 | 110.6  | 74.5   | 105.3     | 99.4          | 83.2                 | 62.2      | 140.7                | 100.9                          |
| August    | -0.4                            | 105.9     | 112.1                            | 138.1                                      | 109.0                 | 94.9                                 | 109.2  | 74.5   | 105.3     | 99.4          | 84.0                 | 62.2      | 143.0                | 101.2                          |
| September | 0.0                             | 105.6     | 111.7                            | 137.8                                      | 108.9                 | 93.3                                 | 109.0  | 74.5   | 104.7     | 99.4          | 83.6                 | 62.2      | 143.0                | 101.4                          |
| October   | 0.4                             | 106.2     | 111.9                            | 145.3                                      | 107.7                 | 93.3                                 | 108.7  | 74.5   | 104.7     | 99.4          | 83.6                 | 62.2      | 143.0                | 101.4                          |
| November  | 0.8                             | 106.9     | 112.7                            | 149.6                                      | 107.1                 | 93.3                                 | 108.5  | 74.5   | 104.7     | 99.4          | 84.4                 | 62.2      | 143.5                | 101.3                          |
| December  | 1.1                             | 105.9     | 113.4                            | 146.9                                      | 104.1                 | 90.7                                 | 108.5  | 81.9   | 102.4     | 93.5          | 82.4                 | 62.2      | 143.8                | 99.5                           |
| 2016      | 1.0                             | 105.7     | 110.6                            | 147.4                                      | 104.3                 | 90.7                                 | 108.6  | 81.9   | 102.4     | 93.5          | 82.0                 | 66.0      | 141.8                | 99.7                           |
| January   | 0.9                             | 105.5     | 110.7                            | 145.5                                      | 103.4                 | 90.7                                 | 107.7  | 81.7   | 102.4     | 93.5          | 81.9                 | 66.0      | 141.8                | 99.7                           |
| February  | 1.0                             | 106.5     | 113.4                            | 152.2                                      | 104.6                 | 85.9                                 | 108.8  | 81.9   | 101.2     | 93.5          | 81.6                 | 66.0      | 141.8                | 100.4                          |
| March     | 1.3                             | 108.0     | 112.4                            | 170.5                                      | 105.1                 | 85.9                                 | 108.9  | 81.9   | 101.2     | 93.5          | 82.1                 | 66.0      | 141.8                | 99.8                           |
| April     | 1.6                             | 108.8     | 113.8                            | 173.1                                      | 106.8                 | 85.9                                 | 108.9  | 82.0   | 101.2     | 93.5          | 83.0                 | 66.0      | 147.2                | 99.8                           |
| May       | 1.9                             | 110.1     | 113.4                            | 185.7                                      | 107.6                 | 87.7                                 | 108.0  | 81.1   | 102.0     | 93.5          | 83.3                 | 66.0      | 147.2                | 100.0                          |
| June      | 2.3                             | 111.1     | 112.2                            | 199.7                                      | 106.4                 | 87.7                                 | 108.6  | 81.1   | 101.8     | 93.5          | 82.8                 | 66.0      | 147.2                | 99.9                           |
| July      | 2.7                             | 112.1     | 112.0                            | 209.8                                      | 104.6                 | 87.7                                 | 109.9  | 81.1   | 101.8     | 93.5          | 82.8                 | 66.0      | 150.2                | 100.4                          |
| August    | 3.1                             | 112.0     | 112.2                            | 210.1                                      | 103.9                 | 86.9                                 | 109.5  | 81.1   | 101.8     | 93.5          | 81.7                 | 66.0      | 150.2                | 100.5                          |
| September | 3.4                             | 112.6     | 112.2                            | 214.1                                      | 104.8                 | 86.9                                 | 110.1  | 82.5   | 101.8     | 93.5          | 81.7                 | 66.0      | 150.2                | 100.7                          |
| October   | 3.7                             | 113.2     | 111.4                            | 222.8                                      | 104.9                 | 86.9                                 | 109.7  | 82.5   | 101.8     | 93.5          | 80.8                 | 66.0      | 152.2                | 100.7                          |
| November  | 4.5                             | 115.5     | 114.7                            | 223.4                                      | 106.7                 | 90.1                                 | 112.7  | 82.5   | 109.4     | 93.4          | 80.7                 | 66.0      | 152.3                | 99.8                           |
| December  | 5.3                             | 117.0     | 116.3                            | 234.1                                      | 107.1                 | 90.0                                 | 113.5  | 82.4   | 109.4     | 93.3          | 81.3                 | 66.0      | 152.3                | 99.8                           |
| 2017      | 6.2                             | 117.2     | 114.5                            | 241.9                                      | 106.8                 | 90.0                                 | 114.0  | 82.5   | 109.4     | 93.3          | 80.8                 | 66.0      | 153.0                | 99.5                           |
| January   | 6.9                             | 117.2     | 112.6                            | 246.0                                      | 106.2                 | 93.2                                 | 112.5  | 82.7   | 110.1     | 93.4          | 80.8                 | 66.0      | 153.0                | 99.5                           |
| February  | 7.3                             | 117.1     | 111.7                            | 248.5                                      | 106.4                 | 93.2                                 | 110.8  | 82.8   | 110.1     | 93.4          | 81.1                 | 66.0      | 153.0                | 99.0                           |
| March     | 7.6                             | 117.3     | 111.4                            | 250.2                                      | 105.2                 | 93.2                                 | 111.4  | 82.8   | 110.1     | 93.4          | 82.3                 | 66.0      | 153.5                | 99.5                           |
| April     | 7.9                             | 118.9     | 112.1                            | 260.1                                      | 105.2                 | 91.3                                 | 112.5  | 82.5   | 109.5     | 93.4          | 81.3                 | 66.0      | 153.5                | 99.8                           |
| May       | 8.0                             | 118.8     | 112.4                            | 262.2                                      | 104.9                 | 91.3                                 | 113.5  | 82.6   | 109.6     | 93.4          | 82.4                 | 66.0      | 153.5                | 100.5                          |
| June      | 8.0                             | 119.4     | 110.3                            | 276.9                                      | 103.7                 | 91.3                                 | 113.6  | 82.5   | 109.4     | 93.4          | 81.9                 | 66.0      | 153.5                | 99.5                           |
| July      | 8.0                             | 119.1     | 108.8                            | 279.9                                      | 103.4                 | 91.2                                 | 110.9  | 82.5   | 109.5     | 93.4          | 81.5                 | 66.0      | 153.5                | 99.3                           |
| August    | 8.0                             | 119.3     | 106.0                            | 290.7                                      | 104.9                 | 91.2                                 | 110.8  | 82.7   | 109.5     | 93.4          | 81.7                 | 66.0      | 153.5                | 99.4                           |
| September | 8.0                             | 119.5     | 106.3                            | 291.3                                      | 105.1                 | 91.2                                 | 110.4  | 82.7   | 109.5     | 93.4          | 81.9                 | 66.0      | 155.8                | 99.2                           |
| October   | 7.6                             | 121.1     | 109.5                            | 293.7                                      | 104.4                 | 94.5                                 | 111.6  | 82.7   | 110.3     | 93.4          | 81.3                 | 66.0      | 155.8                | 99.2                           |
| November  | 7.1                             | 121.5     | 113.8                            | 287.6                                      | 104.2                 | 94.5                                 | 111.5  | 76.7   | 110.1     | 93.4          | 81.0                 | 66.0      | 156.3                | 99.3                           |
| December  | 6.4                             | 121.5     | 113.2                            | 288.0                                      | 105.2                 | 94.5                                 | 112.4  | 76.7   | 110.1     | 93.4          | 81.0                 | 66.0      | 156.1                | 99.3                           |
| 2018      | 6.0                             | 122.5     | 117.0                            | 287.8                                      | 103.5                 | 94.4                                 | 111.9  | 76.7   | 110.3     | 93.4          | 81.0                 | 66.0      | 156.1                | 99.2                           |
| January   | 5.8                             | 124.4     | 114.7                            | 313.1                                      | 104.8                 | 94.5                                 | 113.4  | 76.7   | 110.3     | 93.4          | 80.9                 | 66.0      | 156.1                | 99.3                           |
| February  | 5.7                             | 124.8     | 114.4                            | 319.0                                      | 104.9                 | 94.5                                 | 112.6  | 76.6   | 110.3     | 93.6          | 81.3                 | 66.0      | 156.1                | 99.4                           |
| March     | 5.5                             | 125.4     | 112.1                            | 332.2                                      | 103.6                 | 95.2                                 | 113.4  | 71.6   | 110.9     | 93.6          | 81.3                 | 66.0      | 156.1                | 99.2                           |
| April     | 5.4                             | 125.8     | 112.0                            | 335.0                                      | 103.3                 | 95.2                                 | 113.4  | 71.6   | 111.0     | 93.6          | 81.3                 | 66.0      | 156.1                | 99.2                           |
| May       | 5.4                             | 125.8     | 112.0                            | 335.0                                      | 103.3                 | 95.2                                 | 113.4  | 71.6   | 111.0     | 93.6          | 81.3                 | 66.0      | 156.1                | 99.2                           |
| June      | 5.4                             | 125.8     | 112.0                            | 335.0                                      | 103.3                 | 95.2                                 | 113.4  | 71.6   | 111.0     | 93.6          | 81.3                 | 66.0      | 156.1                | 99.2                           |
| July      | 5.4                             | 125.8     | 112.0                            | 335.0                                      | 103.3                 | 95.2                                 | 113.4  | 71.6   | 111.0     | 93.6          | 81.3                 | 66.0      | 156.1                | 99.2                           |
| August    | 5.4                             | 125.8     | 112.0                            | 335.0                                      | 103.3                 | 95.2                                 | 113.4  | 71.6   | 111.0     | 93.6          | 81.3                 | 66.0      | 156.1                | 99.2                           |



[1236]

## TRADE MARKS ACT 1933

We, Carpe Diem GmbH & Co KG, Am Brunnen 1, 5330 Fuschl am See, Austria, c/- Vama Law, 151 Queen Elizabeth Drive, Nasese, Dealer hereby applies to be registered as proprietors of the following Trade Mark of which the following is a representation—



(TM No. 291/16)

Trade Mark No. 291/16 is for—

Coffee, tea and tea-based beverages; cocoa, sugar, rice, tapioca, sago, artificial coffee; flour and preparations made from cereals, bread, pastry and confectionery, ice cream; honey, treacle; yeast, baking powder; salt, edible salt, mustard; vinegar, sauces (condiments), dressings for salad; spices; ice; coffee, tea, cocoa and chocolate drinks; iced tea; coffee and cocoa preparations for making alcoholic and non-alcoholic beverages; cereals for human consumption, including oat flakes and other cereal flakes; flavourings, other than essential oils; sweets, candy, fruit gums, chocolate, chocolate products, pralines with liqueur fillings; chocolate mixtures containing alcohol; chewing gums; fruit and muesli bars in local Class 42.

Objections to the application are required to be lodged, in duplicate, with the Solicitor-General at Level 3 Suvavou House, PO Box 2213, Government Buildings, Suva within Three (3) months of the publication of this notice in the daily *Government of Fiji Gazette*.

Dated at Suva this 29th day of August 2018.



VAMA LAW

**BARRISTERS & SOLICITORS**  
**Commissioners for Oaths**

151 Queen Elizabeth Drive, Nasese  
GPO Box 18669, Suva, Fiji Islands

T | +679 330 3034 / +679 330 3035 | FP +679 330 3036

E | [info@vamalaw.com](mailto:info@vamalaw.com)

RR 593888

[1237]

## TRADE MARKS ACT 1933

We, Carpe Diem GmbH & Co KG, Am Brunnen 1, 5330 Fuschl am See, Austria, c/- Vama Law, 151 Queen Elizabeth Drive, Nasese, Dealer hereby applies to be registered as proprietors of the following Trade Mark of which the following is a representation—



(TM No. 280/16)

Trade Mark No. 280/16 is for—

Non-alcoholic malt beverages; Non-alcoholic beverages, fruit drinks, fruit juices, lemonades, refreshing drinks including beverages containing tea, sugar, sucrose, glucose, fructose, yeast and lactic acid; energy drinks, isotonic, hypertonic and hypotonic drinks (for use and/or required by athletes); whey beverages; mineral and aerated waters; syrups, essences and other preparations for making beverages as well as effervescent tablets and effervescent powders for drinks and non-alcoholic cocktails in local Class 44.

Objections to the application are required to be lodged, in duplicate, with the Solicitor-General at Level 3 Suvavou House, PO Box 2213, Government Buildings, Suva within Three (3) months of the publication of this notice in the daily *Government of Fiji Gazette*.

Dated at Suva this 29th day of August 2018.



VAMA LAW

**BARRISTERS & SOLICITORS**  
**Commissioners for Oaths**

151 Queen Elizabeth Drive, Nasese  
GPO Box 18669, Suva, Fiji Islands

T | +679 330 3034 / +679 330 3035 | FP +679 330 3036

E | [info@vamalaw.com](mailto:info@vamalaw.com)

RR 593888

1090

[1238] TOWN PLANNING ACT  
(CAP. 139)

RELAXATION OF THE TOWN PLANNING ACT (CAP. 139) FOR THE APPROVED SUVA CITY TOWN PLANNING SCHEME

PUBLIC notice is hereby given that the Suva City Council with the consent of the Director of Town and Country Planning proposes to exercise Provision 6 of the Suva City Town Planning Scheme General Provision and allow the three (3) bedroom residential unit on a General Industry zoned site being CT 25979 DP 7610 Lot 6, Jai Ambamma Street, Suva.

The proposed development is for an Industrial building with 2 mezzanine floor comprising of vehicle repair work shop, storage on the ground floor, meeting rooms and office on the first floor and a 3 bedroom residential unit on the second floor. The 3 bedroom residential unit on the second floor is classified as Residential 'B' use which is a non-permitted use on General Industry zone and relaxation is sought to allow the same.

Plans of the proposed development are available for inspection at the office of the Suva City Council, weekdays between the hours of 9.00 am and 3.00 pm.

Objections to the proposed development may be made by owners and occupiers of properties in the vicinity of the proposed site by way of written notice addressed to the Acting Chief Executive Officer, Suva City Council at any time no later than the 7th day of October 2018.

Dated this 7th day of September 2018.

B. CHAND

-2 Acting Chief Executive Officer

[1239] TRADE MARKS ACT 1933

NOTICE is given that, DuluxGroup (Australia) Pty Ltd of 1956 Dandenong Road, Clayton, Victoria 3168, Australia, Manufacturer, has applied to be registered as proprietor of the following Trade Mark—

**INTERGRAIN**

(TM No. 744/2017)

Trade Mark No. 744/2017 is for—

coating materials, paints, varnishes, clear varnishes, lacquers, enamels, powder coatings, thinners, thickeners; binding preparations for paints; pigments; wood stains; preservatives against rust and deterioration of wood; colourants; tinters; mordants; dyestuffs; metals in foil and powder form for painters, decorators, printers and artists; wall paper removing preparations in Class 1.

Objection to the application is required to be lodged, in duplicate, with the Solicitor-General, Suvavou House, Victoria Parade, Box 2213, Government Buildings, Suva, within three months of the publication of this notice in the *Government of Fiji Gazette*.

Dated this 31st August 2018.

Munro Leys  
Lawyers & Notaries Public  
Pacific House, Butt Street, GPO Box 149, Suva  
Phone +679 331 4188 Fax +679 330 2672  
trademarks@munroleyslaw.com.fj  
www.munroleyslaw.com

**MUNRO LEYS**

CS 127243

[1240]

TRADE MARKS ACT 1933

NOTICE is given that, United Oil Company Pte Ltd of 14 Tuas Drive 2, Singapore 638647, Manufacturer, has applied to be registered as proprietor of the following Trade Mark—



(TM No. 29/2018)

Trade Mark No. 29/2018 is for—

additives, non-chemical to motor fuels; lubricants; greases; lubricating greases; lubricating oil; metalworking oils; metalworking lubricants; paraffin; engine oils; motor oils; marine oils; industrial oils in Class 47.

Objection to the application is required to be lodged, in duplicate, with the Solicitor-General, Suvavou House, Victoria Parade, Box 2213, Government Buildings, Suva, within three months of the publication of this notice in the *Government of Fiji Gazette*.

Dated this 31st August 2018.

Munro Leys  
Lawyers & Notaries Public  
Pacific House, Butt Street, GPO Box 149, Suva  
Phone +679 331 4188 Fax +679 330 2672  
trademarks@munroleyslaw.com.fj  
www.munroleyslaw.com

**MUNRO LEYS**

CS 127243

[1241]

IN THE ESTATE OF DETLEF HOLGER FELDNER ALSO KNOWN AS HOLGER FELDNER LATE OF KLEINE SIEDLUNG 2, 32609 HÜLLHORST, GERMANY, TESTATE.

NOTICE is hereby given that an application will be made to the High Court of Fiji for the grant of Probate in the estate above described.

And further notice is hereby given that creditors and other persons (to which section 59 of the Trustees Act relates) having claims in respect of the estate of the abovenamed

deceased who died on the 18th day of May 2016, at Hüllhorst, Germany are required by the Executrix and Trustee of the estate to send particulars of their claims in writing to the undersigned within 21 days of the date of this notice after which date the Executrix and Trustee may convey or distribute the assets of the estate having regard only to the claims of which she then has notice.

And all persons indebted to the said deceased are requested to pay their accounts to the undersigned Solicitors within twenty-one (21) days of the date of this notice.

Dated at Suva this 4th day of September 2018.

**Mitchell Keil**  
Lawyers & Notary Public  
Credit House, Gorrie Street  
GPO Box 1056  
Suva, Fiji  
www.mitchellkeil.com.fj  
Solicitors of the Executrix and Trustee

CS 127244

[1242] TRADE MARKS ACT 1933  
PART II

NOTICE is given that Nike Innovate C.V. a Dutch limited partnership (commanditaire vennootschap) organized and existing under the laws of the Netherlands of One Bowerman Drive, Beaverton, Oregon 97005-6453, United States of America, Manufacturers and Merchants, have applied to be registered as proprietor of the following Trade Marks and represented as follows—

**FLYKNIT**

T. M. No. 212/2018

**JUMPMAN**

T.M. No. 214/2018

**NIKE**

T.M. No. 215/2018

Trade Mark No. 212/2018—

Footwear; apparel, namely, pants, shorts, shirts, t-shirts, pullovers, sweat shirts, sweat pants, underwear, sports bras, dresses, skirts, sweaters, jackets, coats, socks, sweatbands, gloves, mitts, belts, hosiery, armbands, headbands, coats, vests; headwear, namely, hats, caps, visors, bandanas, hoods, jerseys, sweat bands, scarves; swimwear; cleats for playing soccer, football, baseball, softball, golf, cricket in Class 38.

Trade Mark No. 214/2018—

Footwear; apparel, namely, pants, shorts, shirts, t-shirts, pullovers, sweat shirts, sweat pants, underwear, sports bras, dresses, skirts, sweaters, jackets, coats, socks, sweatbands, gloves, mitts, belts, hosiery, armbands, headbands, coats, vests, headwear, namely, hats, caps, visors, bandanas, hoods, jerseys, sweat bands, scarves,

athletic sleeves, clothing for athletic use, namely padded elbow compression sleeves in Class 38.

Trade Mark No. 215/2018—

Sport and athletic equipment, namely basketballs, footballs, soccer balls, soccer goal nets, shin guards, chin guards, mouth guards, baseball mitts, baseball gloves, protective padding for athletic use; bags specially adapted for carrying sports equipment and sports balls, goalkeeper gloves; yoga mats; exercise equipment, namely exercise balls, exercise bands and exercise weights in Class 49.

Objections to the application are required to be lodged in duplicate with the Solicitor-General, P.O. Box 2226, Government Buildings, Suva within three months of the publication of this notice in the *Government of Fiji Gazette*.

**CROMPTONS**  
G.P.O. Box 300, Suva  
Agents in Suva for the Applicant  
(TM3723)

CS 127333

[1243] TRADE MARKS ACT 1933  
PART II

NOTICE is given that Exxon Mobil Corporation a corporation organized and existing under the laws of State of New Jersey, U.S.A., with offices at 5959 Las Colinas Boulevard, Irving, Texas 750039-2298, United States of America, Manufacturers and Merchants, have applied to be registered as proprietor of the following Trade Marks and represented as follows—

**Mobil**

T.M. No. 46/2017

This TM is limited to colours as indicated on the Trade Mark application.

**Mobil**

T.M. No. 48/2017

Trade Mark No. 46/2017 and 48/2017—

Class heading and Motor oils; lubricating oils; greases; lubricants; synthetic engine lubricants; waxes; basestocks; fuels; motor fuels, namely gasoline and diesel fuels; compressed natural gas in Class 47.

Objections to the application are required to be lodged in duplicate with the Solicitor-General, P.O. Box 2226, Government Buildings, Suva within three months of the publication of this notice in the *Government of Fiji Gazette*.

**CROMPTONS**  
G.P.O. Box 300, Suva  
Agents in Suva for the Applicant  
(TM3706)

CS 127333

1092

[1244]

TRADE MARKS ACT 1933

NOTICE is given that, Westland Co-operative Dairy Company Limited of 56 Livingstone Street, Hokitika 7810, New Zealand, Manufacturer, has applied to be registered as proprietor of the following Trade Mark—

**WESTPRO**

(TM No. 790/2017)

Trade Mark No. 790/2017 is for—

milk and milk products including full cream; milk beverages; cow's milk; goat's milk; sheep milk; fermented milk; sour milk; evaporated milk; long life milk; ultra heat treated milk; supplemented milk; powdered milk (except for infant use), whole milk powder (except for infant use), skim milk powder (except for infant use), yoghurt powder (except for infant use), buttermilk powder and colostrum powder (except for infant use); condensed milk; butter; yoghurt; butter cream; whipped cream; anhydrous milk fat for food; whey and whey products; milk protein concentrate for food, milk ferments for culinary purposes; curd; whey protein concentrate for food, fractionated whey protein for food; whey protein isolate for food; lactoferrin extracted from milk for food; protein derived from dairy products as a food additive, milk protein extracts for use as a food additive; coisolates produced and extracted from milk for food; whey protein hydrolysates for food; keffir; kourmiss; lactic acid beverages; lactobacillus beverages; yoghurt beverages; milk products that include lactoferrin, lactoferrin co-isolate and lactoperoxidase, creamer for coffee, dairy drinks and milk beverages included in this class; dairy-based toppings included in this class; edible oils and fats and products made therefrom; butter ghee; cheese, milk sauce in Class 42.

Objection to the application is required to be lodged, in duplicate, with the Solicitor-General, Suvavou House, Victoria Parade, Box 2213, Government Buildings, Suva, within three months of the publication of this notice in the *Government of Fiji Gazette*.

Dated this 31st August 2018.

Munro Leys  
Lawyers & Notaries Public  
Pacific House, Butt Street, GPO Box 149, Suva  
Phone +679 331 4188 Fax +679 330 2672  
trademarks@munroleyslaw.com.fj  
www.munroleyslaw.com

**MUNRO LEYS**

CS 127243

[1245]

TRADE MARKS ACT 1933

NOTICE is given that, Westland Co-operative Dairy Company Limited of 56 Livingstone Street, Hokitika 7810, New Zealand, Manufacturer, has applied to be registered as proprietor of the following Trade Mark—

**WESTGOLD**

(TM No. 791/2017)

Trade Mark No. 791/2017 is for—

Milk and milk products including full cream; milk beverages; cow's milk; goat's milk; sheep milk; fermented milk; sour milk; evaporated milk; long life milk; ultra heat treated milk; supplemented milk; powdered milk (except for infant use), whole milk powder (except for infant use), skim milk powder (except for infant use), yoghurt powder (except for infant use), buttermilk powder and colostrum powder (except for infant use); condensed milk; butter; yoghurt; butter cream; whipped cream; anhydrous milk fat for food; whey and whey products; milk protein concentrate for food, milk ferments for culinary purposes; curd; whey protein concentrate for food, fractionated whey protein for food; whey protein isolate for food; lactoferrin extracted from milk for food; protein derived from dairy products as a food additive, milk protein extracts for use as a food additive; coisolates produced and extracted from milk for food; whey protein hydrolysates for food; keffir; kourmiss; lactic acid beverages; lactobacillus beverages; yoghurt beverages; milk products that include lactoferrin, lactoferrin co-isolate and lactoperoxidase, creamer for coffee, dairy drinks and milk beverages included in this class; dairy-based toppings included in this class; edible oils and fats and products made therefrom; butter ghee; cheese, milk sauce in Class 42.

Objection to the application is required to be lodged, in duplicate, with the Solicitor-General, Suvavou House, Victoria Parade, Box 2213, Government Buildings, Suva, within three months of the publication of this notice in the *Government of Fiji Gazette*.

Dated this 31st August 2018.

Munro Leys  
Lawyers & Notaries Public  
Pacific House, Butt Street, GPO Box 149, Suva  
Phone +679 331 4188 Fax +679 330 2672  
trademarks@munroleyslaw.com.fj  
www.munroleyslaw.com

**MUNRO LEYS**

CS 127243